

**NCCN Clinical Practice Guidelines in Oncology (NCCN Guidelines<sup>™</sup>)**

# **Antiemesis**

Version 1.2011

**NCCN.org**

**Continue**



National  
Comprehensive  
Cancer  
Network®

# NCCN Guidelines™ Version 1.2011 Panel Members

## Antiemesis

[NCCN Guidelines Index](#)  
[Antiemesis Table of Contents](#)  
[Discussion](#)

David S. Ettinger, MD/Chair †  
The Sidney Kimmel Comprehensive Cancer  
Center at Johns Hopkins

Debra K. Armstrong, RN #  
Vanderbilt-Ingram Cancer Center

Sally Barbour, PharmD, BCOP Σ  
Duke Comprehensive Cancer Center

Michael J. Berger, PharmD, BCOP Σ  
The Ohio State University Comprehensive  
Cancer Center - James Cancer Hospital and  
Solove Research Institute

Philip J. Bierman, MD † ‡  
UNMC Eppley Cancer Center at The Nebraska  
Medical Center

Bob Bradbury, BCPS Σ  
H. Lee Moffitt Cancer Center & Research  
Institute

Georgianna Ellis, MD †  
Fred Hutchinson Cancer Research Center/  
Seattle Cancer Care Alliance

Steve Kirkegaard, PharmD Σ  
Huntsman Cancer Institute at the University  
of Utah

Dwight D. Kloth, PharmD, FCCP, BCOP Σ  
Fox Chase Cancer Center

Mark G. Kris, MD †  
Memorial Sloan-Kettering Cancer Center

Dean Lim, MD †  
City of Hope Comprehensive Cancer Center

Michael Anne Markiewicz, PharmD Σ  
University of Alabama at Birmingham  
Comprehensive Cancer Center

Laura Boehnke Michaud, PharmD, BCOP Σ  
The University of Texas M.D. Anderson  
Cancer Center

Lida Nabati, MD £ †  
Dana-Farber/Brigham and Women's Cancer  
Center | Massachusetts General Hospital  
Cancer Center

Kim Noonan, RN, NP, AOCN #  
Dana-Farber/Brigham and Women's Cancer  
Center | Massachusetts General Hospital  
Cancer Center

Hope S. Rugo, MD † ‡  
UCSF Helen Diller Family  
Comprehensive Cancer Center

Steven M. Sorscher, MD †  
Siteman Cancer Center at Barnes-  
Jewish Hospital and Washington  
University School of Medicine

Sundae Stelts, PharmD Σ  
St. Jude Children's Hospital /  
University of Tennessee Cancer  
Institute

Lisa Stucky-Marshall, RN, MS,  
AOCN #  
Robert H. Lurie Cancer Center of  
Northwestern University

Barbara Todaro, PharmD Σ  
Roswell Park Cancer Institute

Susan Urba, MD † £  
University of Michigan  
Comprehensive Cancer Center

**NCCN**  
Miranda Hughes, PhD  
Dorothy A. Shead, MS

Specialties Index  
‡ Hematology/hematology oncology  
† Internal medicine  
† Medical Oncology  
# Nurse  
Σ Pharmacology  
£ Supportive Care including Palliative, Pain  
management, Pastoral care and Oncology  
social work  
\* Writing Committee member

**Continue**

[NCCN Guidelines Panel Disclosures](#)



### [NCCN Antiemesis Panel Members](#)

### [Guidelines Updates](#)

### [Principles of Emesis Control for the Cancer Patient \(AE-1\)](#)

#### CHEMOTHERAPY INDUCED EMESIS:

### [High Emetic Risk Intravenous Chemotherapy - Acute and Delayed Emesis Prevention \(AE-2\)](#)

### [Moderate Emetic Risk Intravenous Chemotherapy - Emesis Prevention \(AE-3\)](#)

### [Low and Minimal Emetic Risk Intravenous Chemotherapy - Emesis Prevention \(AE-4\)](#)

### [Oral Chemotherapy - Emesis Prevention \(AE-5\)](#)

### [Breakthrough Treatment for Chemotherapy-Induced Nausea / Vomiting \(AE-6\)](#)

### [Emetogenic Potential of Intravenous Antineoplastic Agents \(AE-7\)](#)

### [Emetogenic Potential of Oral Antineoplastic Agents \(AE-9\)](#)

### [Principles of Managing Multiday Emetogenic Chemotherapy Regimens \(AE-A\)](#)

### [Principles for Managing Breakthrough Emesis \(AE-B\)](#)

#### RADIATION-INDUCED EMESIS:

### [Radiation-Induced Nausea / Vomiting \(AE-10\)](#)

#### ANTICIPATORY EMESIS:

### [Anticipatory Nausea / Vomiting \(AE-11\)](#)

**Clinical Trials:** The NCCN believes that the best management for any cancer patient is in a clinical trial. Participation in clinical trials is especially encouraged.

To find clinical trials online at NCCN member institutions, [click here: nccn.org/clinical\\_trials/physician.html](#)

**NCCN Categories of Evidence and Consensus:** All recommendations are Category 2A unless otherwise specified.

See [NCCN Categories of Evidence and Consensus](#)

The NCCN Guidelines™ are a statement of evidence and consensus of the authors regarding their views of currently accepted approaches to treatment. Any clinician seeking to apply or consult the NCCN Guidelines is expected to use independent medical judgment in the context of individual clinical circumstances to determine any patient's care or treatment. The National Comprehensive Cancer Network® (NCCN®) makes no representations or warranties of any kind regarding their content, use or application and disclaims any responsibility for their application or use in any way. The NCCN Guidelines are copyrighted by National Comprehensive Cancer Network®. All rights reserved. The NCCN Guidelines and the illustrations herein may not be reproduced in any form without the express written permission of NCCN. ©2010.

**Updates in Version 1.2011 of the NCCN Guidelines from Version 1.2010 include:****AE-1**

- Modified the second bullet, "Oral and intravenous antiemetic formulations have equivalent efficacy when used at the appropriate doses."
- Added a new bullet: "Lifestyle measures may help to alleviate nausea/vomiting, such as eating small frequent meals, choice of foods, amount of food consumed, and eating food at room temperature. A dietary consult may also be useful. See NCI's "Eating Problems and Ways to Manage Them." <http://www.cancer.gov/cancertopics/coping/eatinghints/page2#4>

**AE-2**

- Changed the title to "High Emetic Risk Intravenous Chemotherapy - Acute and Delayed Emesis Prevention."
- Modified recommendation for granisetron: "Granisetron 2 mg PO or 1 mg PO bid or 0.01 mg/kg (max 1 mg) IV day 1<sup>†</sup> or transdermal patch as 3.1 mg/24 h patch (containing 34.3 mg granisetron total dose) applied approximately 24-48 h prior to first dose of chemotherapy, maximum duration of patch is 7 days."
- Fosaprepitant 150 mg IV added as a single dose regimen.
- Added footnote f: "Some NCCN institutions use a 5-HT<sub>3</sub> antagonist on days 2-3."
- Revised footnote e: "Order of listed antiemetics is alphabetical and does not reflect preference."
- Footnote g is new to the page: "Use of steroids is contraindicated with drugs such as interleukin-2 (IL-2, aldesleukin) and interferon."

**AE-3**

- Footnote g is new to the page: "Use of steroids is contraindicated with drugs such as interleukin-2 (IL-2, aldesleukin) and interferon."

**AE-4**

- Following the pathway for low emetic risk intravenous chemotherapy - emesis prevention, changed the first bullet from "Repeat daily for fractionated doses of chemotherapy" to "Repeat daily for multiday doses of chemotherapy."
- Footnote j added the statement "If allergic to diphenhydramine, use benztropine at 1-2 mg IV or IM x 1 dose, followed by oral dose of 1-2 mg daily or BID if needed to control the reaction."

**AE-5**

- Footnote j added the statement: "If allergic to diphenhydramine, use benztropine at 1-2 mg IV or IM x 1 dose, followed by oral dose of 1-2 mg daily or BID if needed to control the reaction."
- Added "haloperidol 1-2 mg PO every 4-6 h prn" for low to minimal emetic risk.

**AE-6**

- Changed the dose of haloperidol from 1-2 mg PO or IV to 0.5-2.0 mg PO or IV every 4-6 h.

**AE-7**

- Added the following agents under high emetic risk category:
  - Doxorubicin > 60 mg/m<sup>2</sup>
  - Epirubicin > 90 mg/m<sup>2</sup>
  - Ifosfamide ≥ 10 g/m<sup>2</sup>
- Added the following agents under moderate emetic risk category:
  - Doxorubicin ≤ 60 mg/m<sup>2</sup>
  - Epirubicin < 90 mg/m<sup>2</sup>

**AE-8**

- Added the following agents under low emetic risk category:
  - Cabazitaxel
  - Pralatrexate
  - Thiotepa
- Removed gemtuzumab ozogamicin from minimal emetic risk category.
- Added peginterferon to minimal emetic risk category.

**AE-B**

- The general principle of breakthrough treatment is to give an additional agent from a different drug class. No one drug class has been shown to be superior for the management of breakthrough emesis, and the choice of agent should be based on assessment of the current prevention strategies used. Some patients may require several agents utilizing differing mechanisms of action.

Note: All recommendations are category 2A unless otherwise indicated.

Clinical Trials: NCCN believes that the best management of any cancer patient is in a clinical trial. Participation in clinical trials is especially encouraged.



## PRINCIPLES OF EMESIS CONTROL FOR THE CANCER PATIENT

- **Prevention of nausea/vomiting is the goal.**
  - The risk of nausea/vomiting for persons receiving chemotherapy of high and moderate emetic risk lasts for at least 3 days for high and 2 days for moderate after the last dose of chemotherapy. Patients need to be protected throughout the full period of risk.
- Oral and intravenous antiemetic formulations have equivalent efficacy when used at the appropriate doses.
- Consider the toxicity of the specific antiemetic(s).
- Choice of antiemetic(s) used should be based on the emetic risk of the therapy, prior experience with antiemetics, as well as patient factors.
- There are other potential causes of emesis in cancer patients.  
These may include:
  - Partial or complete bowel obstruction
  - Vestibular dysfunction
  - Brain metastases
  - Electrolyte imbalance: hypercalcemia, hyperglycemia, hyponatremia
  - Uremia
  - Concomitant drug treatments including opiates
  - Gastroparesis: tumor or chemotherapy (vincristine etc) induced or other causes (eg, diabetes).
  - Psychophysiologic:
    - \* Anxiety
    - \* Anticipatory nausea/vomiting
- For use of antiemetics for nausea/vomiting that are not related to radiation and/or chemotherapy, [See NCCN Palliative Care Guidelines](#)
- For multi-drug regimens, select antiemetic therapy based on drug with the highest emetic risk. [See Emetogenic Potential of Intravenous Antineoplastic Agents \(AE-7\)](#)
- Consider using an H2 blocker or proton pump inhibitor to prevent dyspepsia, which can mimic nausea.
- Lifestyle measures may help to alleviate nausea/vomiting, such as eating small frequent meals, choice of foods, amount of food consumed, and eating food at room temperature. A dietary consult may also be useful. See NCI's "Eating Problems and Ways to Manage Them." <http://www.cancer.gov/cancertopics/coping/eatinghints/page2#4>

**Note:** All recommendations are category 2A unless otherwise indicated.

**Clinical Trials:** NCCN believes that the best management of any cancer patient is in a clinical trial. Participation in clinical trials is especially encouraged.



**HIGH EMETIC RISK INTRAVENOUS CHEMOTHERAPY - ACUTE and DELAYED EMESIS PREVENTION<sup>a,b,c</sup>**

**Start before chemotherapy<sup>c,d</sup>**

**• Serotonin (5-HT<sub>3</sub>) antagonist:<sup>e</sup>**

- ▶ Dolasetron 100 mg PO or 1.8 mg/kg IV or 100 mg IV day 1<sup>f</sup>  
or
- ▶ Granisetron 2 mg PO or 1 mg PO bid or 0.01 mg/kg (max 1 mg) IV day 1<sup>f</sup> or transdermal patch as 3.1 mg/24 h patch (containing 34.3 mg granisetron total dose) applied approximately 24-48 h prior to first dose of chemotherapy, maximum duration of patch is 7 days  
or
- ▶ Ondansetron 16-24 mg PO or 8-24 mg (max 32 mg/day) IV day 1<sup>f</sup>  
or
- ▶ Palonosetron 0.25 mg IV day 1

**AND**

**• Steroid:<sup>g</sup>**

- ▶ Dexamethasone 12 mg PO or IV day 1, 8 mg PO daily days 2-4

**AND**

**• Neurokinin 1 antagonist:**

- ▶ Aprepitant 125 mg PO day 1, 80 mg PO daily days 2-3  
or
- ▶ Fosaprepitant 115 mg IV on day 1 only, then aprepitant 80 mg PO daily days 2-3  
or
- ▶ Fosaprepitant 150 mg IV day 1 only

**• ± Lorazepam 0.5 -2 mg PO or IV or sublingual either every 4 hours or 6 hours day 1-4**

**• ± H<sub>2</sub> blocker or proton pump inhibitor**

**See  
Breakthrough  
Treatment  
(AE-6)**

**category 1  
for combined  
regimens<sup>c</sup>**

<sup>a</sup>Data for post-cisplatin ( $\geq 50$  mg/m<sup>2</sup>) emesis prevention are category 1, others are category 2A.

<sup>b</sup>[See Emetogenic Potential of Intravenous Antineoplastic Agents \(AE-7\).](#)

<sup>c</sup>Antiemetic regimens should be chosen based on the drug with the highest emetic risk as well as patient specific risk factors.

<sup>d</sup>[See Principles for Managing Multiday Emetogenic Chemotherapy Regimens \(AE-A\).](#)

<sup>e</sup>Order of listed antiemetics is alphabetical and does not reflect preference.

<sup>f</sup>Some NCCN institutions use a 5HT<sub>3</sub> antagonist on days 2-3.

<sup>g</sup>Use of steroids is contraindicated with drugs such as interleukin-2 (IL-2, aldesleukin) and interferon.

**Note: All recommendations are category 2A unless otherwise indicated.**

**Clinical Trials: NCCN believes that the best management of any cancer patient is in a clinical trial. Participation in clinical trials is especially encouraged.**



**MODERATE EMETIC RISK INTRAVENOUS CHEMOTHERAPY - EMESIS PREVENTION<sup>b,c,h</sup>**

**DAY 1**

Start before chemotherapy<sup>c,d</sup>

• **Serotonin (5-HT<sub>3</sub>) antagonist:**<sup>e</sup>

- ▶ Dolasetron 100 mg PO or 1.8 mg/kg or 100 mg IV (category 1)  
or
- ▶ Granisetron 2 mg PO or 1 mg PO bid or 0.01 mg/kg (max 1 mg) IV day 1 or transdermal patch as 3.1 mg/24 h patch (containing 34.3 mg granisetron total dose) applied approximately 24-48 h prior to first dose of chemotherapy, maximum duration of patch is 7 days  
or
- ▶ Ondansetron 16-24 mg PO or 8-12 mg (maximum 32 mg/day) IV (category 1)  
or
- ▶ Palonosetron 0.25 mg IV (category 1) day 1 only

**AND**

• **Steroid**<sup>g</sup>

- ▶ Dexamethasone 12 mg PO or IV

**WITH / WITHOUT**

• **Neurokinin 1 antagonist** (for selected patients, where appropriate)<sup>i</sup>

- ▶ Aprepitant 125 mg PO  
or
- ▶ Fosaprepitant 115 mg IV day 1 only

- ± Lorazepam 0.5-2 mg PO or IV or sublingual either every 4 or every 6 h prn

- ± H<sub>2</sub> blocker or proton pump inhibitor

<sup>b</sup>[See Emetogenic Potential of Intravenous Antineoplastic Agents \(AE-7\).](#)

<sup>c</sup>Antiemetic regimens should be chosen based on the drug with the highest emetic risk as well as patient specific risk factors.

<sup>d</sup>[See Principles for Managing Multiday Emetogenic Chemotherapy Regimens \(AE-A\).](#)

<sup>e</sup>Order of listed antiemetics is alphabetical and does not reflect preference.

**DAYS 2 and 3**

• **Serotonin (5-HT<sub>3</sub>) antagonist monotherapy:**<sup>e</sup>

- ▶ Dolasetron 100 mg PO daily or 1.8 mg/kg or 100 mg IV  
or
- ▶ Granisetron 1-2 mg PO daily or 1 mg PO bid or 0.01 mg/kg (maximum 1 mg) IV  
or
- ▶ Ondansetron 8 mg PO bid or 16 mg PO daily or 8 mg (maximum 32 mg/day) IV

OR

• **Steroid monotherapy:**

- ▶ Dexamethasone 8 mg PO or IV daily

OR

• **Neurokinin 1 antagonist ± steroid** (if NK-1 antagonist used on day 1)<sup>i</sup>

- ▶ Aprepitant 80 mg PO ± dexamethasone 8 mg PO or IV daily

- ± Lorazepam 0.5-2 mg PO or IV or sublingual either every 4 or every 6 h prn

- ± H<sub>2</sub> blocker or proton pump inhibitor

[See Breakthrough Treatment \(AE-6\)](#)

<sup>g</sup>Use of steroids is contraindicated with drugs such as interleukin-2 (IL-2, aldesleukin) and interferon.

<sup>h</sup>Data for post-carboplatin ≥ 300 mg/m<sup>2</sup>, cyclophosphamide ≥ 600-1000 mg/m<sup>2</sup>, doxorubicin ≥ 50 mg/m<sup>2</sup> emesis prevention are category 1.

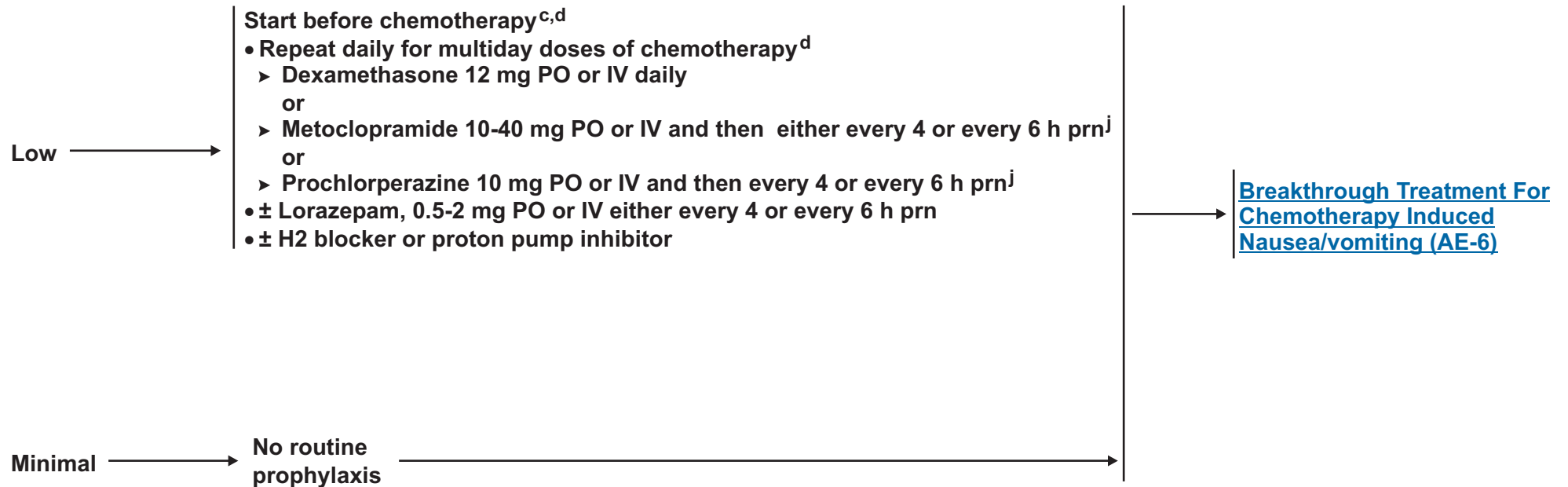
<sup>i</sup>As per high emetic risk prevention, aprepitant should be added (to dexamethasone and a 5-HT<sub>3</sub> antagonist regimen) for select patients receiving other chemotherapies of moderate emetic risk (for example, carboplatin, cisplatin, doxorubicin, epirubicin, ifosfamide, irinotecan or methotrexate) ([See AE-2](#)).

**Note:** All recommendations are category 2A unless otherwise indicated.

**Clinical Trials:** NCCN believes that the best management of any cancer patient is in a clinical trial. Participation in clinical trials is especially encouraged.



### LOW AND MINIMAL EMETIC RISK INTRAVENOUS CHEMOTHERAPY - EMESIS PREVENTION<sup>c,d,k</sup>



[See Principles of Emesis Control for the Cancer Patient \(AE-1\)](#)

<sup>c</sup>Antiemetic regimens should be chosen based on the drug with the highest emetic risk as well as patient specific risk factors.

<sup>d</sup>[See Principles for Managing Multiday Emetogenic Chemotherapy Regimens \(AE-A\).](#)

<sup>j</sup>Monitor for dystonic reactions; use diphenhydramine 25-50 mg PO or IV either every 4 or every 6 h for dystonic reactions. If allergic to diphenhydramine, use benztropine at 1-2 mg IV or IM x 1 dose, followed by oral dose of 1-2 mg daily or BID if needed to control the reaction.

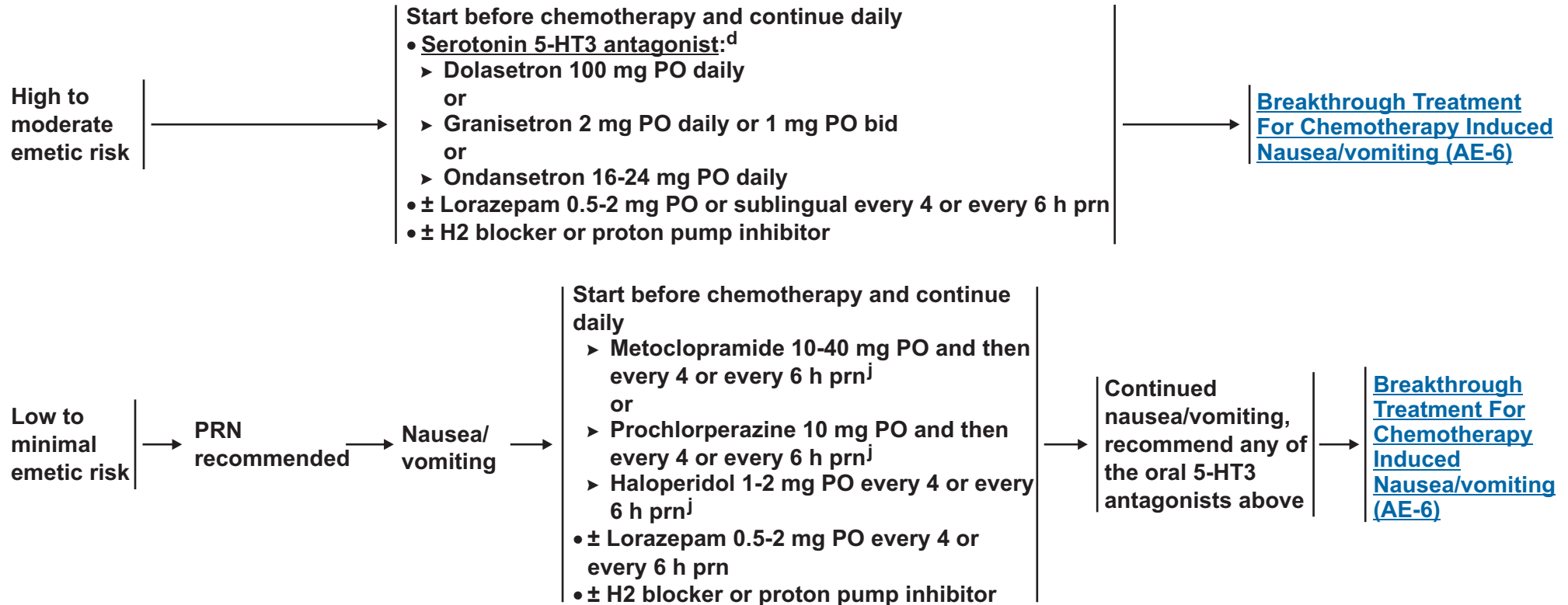
<sup>k</sup>[See Emetogenic Potential of Intravenous Antineoplastic Agents \(AE-8\).](#)

**Note:** All recommendations are category 2A unless otherwise indicated.

**Clinical Trials:** NCCN believes that the best management of any cancer patient is in a clinical trial. Participation in clinical trials is especially encouraged.



**ORAL CHEMOTHERAPY - EMESIS PREVENTION<sup>c,d,l,m</sup>**



<sup>c</sup>Antiemetic regimens should be chosen based on the drug with the highest emetic risk as well as patient specific risk factors.

<sup>d</sup>[See Principles for Managing Multiday Emetogenic Chemotherapy Regimens \(AE-A\).](#)

<sup>e</sup>Order of listed antiemetics is alphabetical and does not reflect preference.

<sup>j</sup>Monitor for dystonic reactions; use diphenhydramine 25-50 mg PO or IV either every 4 or every 6 h for dystonic reactions. If allergic to diphenhydramine, use benztropine at 1-2 mg IV or IM x 1 dose, followed by oral dose of 1-2 mg daily or BID if needed to control the reaction.

<sup>l</sup>[See Emetogenic Potential of Oral Antineoplastic Agents \(AE-9\).](#)

<sup>m</sup>These antiemetic recommendations apply to oral chemotherapy only. When combined with IV agents in a combination chemotherapy regimen, the antiemetic recommendations for the agent with the highest level of emetogenicity should be followed. If multiple oral agents are combined, emetic risk may increase and require prophylaxis.

**Note: All recommendations are category 2A unless otherwise indicated.**

**Clinical Trials: NCCN believes that the best management of any cancer patient is in a clinical trial. Participation in clinical trials is especially encouraged.**



**BREAKTHROUGH TREATMENT FOR CHEMOTHERAPY-INDUCED NAUSEA/VOMITING<sup>d,n</sup>**

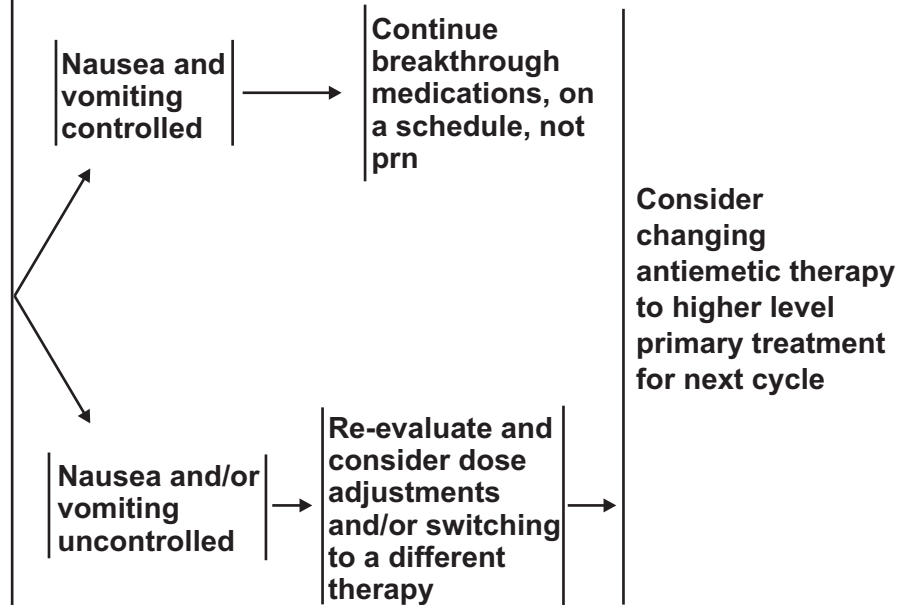
**RESPONSE TO  
BREAKTHROUGH  
ANTIEMETIC TREATMENT**

**SUBSEQUENT  
CYCLES**

General principle of breakthrough treatment is to add one agent from a different drug class prn to the current regimen<sup>e</sup>

- **Antipsychotic:**
  - ▶ Olanzapine 2.5-5 mg PO bid (category 2B)<sup>o</sup>
- **Benzodiazepine:**
  - ▶ Lorazepam 0.5-2 mg PO or IV either every 4 or every 6 h
- **Cannabinoid:**
  - ▶ Dronabinol 5-10 mg PO either every 3 or every 6 h
  - ▶ Nabilone 1-2 mg PO bid
- **Miscellaneous:**
  - ▶ Metoclopramide 10-40 mg PO or IV either every 4 or every 6 h<sup>j</sup>
  - ▶ Haloperidol 0.5 -2 mg PO or IV every 4-6 h<sup>j</sup>
- **Phenothiazine:**
  - ▶ Prochlorperazine 25 mg supp pr every 12 h or 10 mg PO or IV every 4 or every 6 h<sup>j</sup>
  - ▶ Promethazine 12.5-25 mg PO or IV central line only every 4 h<sup>j</sup>
- **Serotonin 5-HT<sub>3</sub> antagonists:**
  - ▶ Dolasetron 100 mg PO daily or 1.8 mg/kg IV or 100 mg IV
  - ▶ Granisetron 1-2 mg PO daily or 1 mg PO bid or 0.01 mg/kg (maximum 1 mg) IV
  - ▶ Ondansetron 16 mg PO or IV daily
- **Steroid:**
  - ▶ Dexamethasone 12 mg PO or IV daily

Any  
nausea/  
vomiting



[See Principles of Emesis Control for the Cancer Patient \(AE-1\)](#)

<sup>d</sup>See Principles for Managing Multiday Emetogenic Chemotherapy Regimens (AE-A).

<sup>e</sup>Order of listed antiemetics is alphabetical and does not reflect preference.

<sup>j</sup>Monitor for dystonic reactions; use diphenhydramine 25-50 mg PO or IV either every 4 or every 6 h for dystonic reactions. If allergic to diphenhydramine use benztropine at 1-2 mg IV or IM x 1 dose, followed by oral dose of 1-2 mg daily or BID if needed to control the reaction.

<sup>n</sup>See Principles of Managing Breakthrough Treatment (AE-B).

<sup>o</sup>See blackbox warning/label indication regarding type II diabetes, hyperglycemia, and death in elderly dementia patients.

**Note:** All recommendations are category 2A unless otherwise indicated.

**Clinical Trials:** NCCN believes that the best management of any cancer patient is in a clinical trial. Participation in clinical trials is especially encouraged.



**EMETOGENIC POTENTIAL OF INTRAVENOUS ANTINEOPLASTIC AGENTS**

LEVEL	AGENT
<b>High emetic risk</b> (> 90 % frequency of emesis) <sup>p,q</sup>	<ul style="list-style-type: none"> <li>• AC combination defined as either doxorubicin or epirubicin with cyclophosphamide<sup>q</sup></li> <li>• Carmustine &gt; 250 mg/m<sup>2</sup></li> <li>• Cisplatin ≥ 50 mg/m<sup>2</sup></li> <li>• Cyclophosphamide &gt; 1,500 mg/m<sup>2</sup></li> <li>• Dacarbazine</li> <li>• Doxorubicin &gt; 60 mg/m<sup>2</sup></li> <li>• Epirubicin &gt; 90 mg/m<sup>2</sup></li> <li>• Ifosfamide ≥ 10 g/m<sup>2</sup></li> <li>• Mechloroethamine</li> <li>• Streptozocin</li> </ul>
<b>Moderate emetic risk</b> (30- 90 % frequency of emesis) <sup>p,r</sup>	<ul style="list-style-type: none"> <li>• Aldesleukin &gt; 12-15 million international units/m<sup>2</sup></li> <li>• Altretamine</li> <li>• Amifostine &gt; 300 mg/m<sup>2</sup></li> <li>• Arsenic trioxide</li> <li>• Azacitidine</li> <li>• Bendamustine</li> <li>• Busulfan</li> <li>• Carboplatin<sup>r</sup></li> <li>• Carmustine<sup>r</sup> ≤ 250 mg/m<sup>2</sup></li> <li>• Cisplatin<sup>r</sup> &lt; 50 mg/m<sup>2</sup></li> <li>• Clofarabine</li> <li>• Cyclophosphamide ≤ 1,500 mg/m<sup>2</sup></li> <li>• Cytarabine &gt; 200 mg/m<sup>2</sup></li> <li>• Dactinomycin<sup>r</sup></li> <li>• Daunorubicin<sup>r</sup></li> <li>• Doxorubicin<sup>r</sup> ≤ 60 mg/m<sup>2</sup></li> <li>• Epirubicin<sup>r</sup> ≤ 90 mg/m<sup>2</sup></li> <li>• Idarubicin</li> <li>• Ifosfamide<sup>r</sup> &lt; 10 g/m<sup>2</sup></li> <li>• Interferon alfa ≥ 10 million international units/m<sup>2</sup></li> <li>• Irinotecan<sup>r</sup></li> <li>• Melphalan</li> <li>• Methotrexate<sup>r</sup> ≥ 250 mg/m<sup>2</sup></li> <li>• Oxaliplatin</li> <li>• Temozolomide</li> </ul> <p style="text-align: right;"><a href="#">Low Emetic Risk (See AE-8)</a></p> <p style="text-align: right;"><a href="#">Minimal Emetic Risk (See AE-8)</a></p> <p style="text-align: right;"><a href="#">Oral Chemotherapy (See AE-9)</a></p>

Adapted with permission from:

Hesketh PJ, et al. Proposal for classifying the acute emetogenicity of cancer chemotherapy. J Clin Oncol 1997;15: 103-109.

Grunberg SM, Osoba D, Hesketh PJ, et al. Evaluation of new antiemetic agents and definition of antineoplastic agent emetogenicity---an update. Support Care Cancer 2005;13:80-84. Epub 2004 Dec 14.

<sup>p</sup>Proportion of patients who experience emesis in the absence of effective antiemetic prophylaxis

<sup>q</sup>Continuous infusion may make this agent less emetogenic.

<sup>r</sup>These agents may be highly emetogenic in certain patients.

**Note:** All recommendations are category 2A unless otherwise indicated.

**Clinical Trials:** NCCN believes that the best management of any cancer patient is in a clinical trial. Participation in clinical trials is especially encouraged.



**EMETOGENIC POTENTIAL OF INTRAVENOUS ANTINEOPLASTIC AGENTS**

LEVEL	AGENT
<b>Low emetic risk</b> (10-30 % frequency of emesis) <sup>P</sup>	<ul style="list-style-type: none"> <li>• Amifostine ≤ 300 mg</li> <li>• Aldesleukin ≤ 12 million international units/m<sup>2</sup></li> <li>• Cabazitaxel</li> <li>• Cytarabine (low dose) 100-200 mg/m<sup>2</sup></li> <li>• Docetaxel</li> <li>• Doxorubicin (liposomal)</li> <li>• Etoposide</li> <li>• 5-Fluorouracil</li> <li>• Floxuridine</li> <li>• Gemcitabine</li> <li>• Interferon alfa &gt; 5 &lt; 10 million international units/m<sup>2</sup></li> <li>• Ixabepilone</li> <li>• Methotrexate &gt; 50 mg/m<sup>2</sup> &lt; 250 mg/m<sup>2</sup></li> <li>• Mitomycin</li> <li>• Mitoxantrone</li> <li>• Paclitaxel</li> <li>• Paclitaxel-albumin</li> <li>• Pemetrexed</li> <li>• Pentostatin</li> <li>• Pralatrexate</li> <li>• Romidepsin</li> <li>• Thiotepa</li> <li>• Topotecan</li> </ul>
<b>Minimal emetic risk</b> (< 10 % frequency of emesis) <sup>P</sup>	<ul style="list-style-type: none"> <li>• Alemtuzumab</li> <li>• Asparaginase</li> <li>• Bevacizumab</li> <li>• Bleomycin</li> <li>• Bortezomib</li> <li>• Cetuximab</li> <li>• Cladribine (2-chlorodeoxyadenosine)</li> <li>• Cytarabine &lt; 100 mg/m<sup>2</sup></li> <li>• Decitabine</li> <li>• Denileukin diftitox</li> <li>• Dexrazoxane</li> <li>• Fludarabine</li> <li>• Interferon alpha ≤ 5 million international units/m<sup>2</sup></li> <li>• Methotrexate ≤ 50 mg/m<sup>2</sup></li> <li>• Nelarabine</li> <li>• Panitumumab</li> <li>• Pegaspargase</li> <li>• Peginterferon</li> <li>• Rituximab</li> <li>• Temsirolimus <a href="#">High Emetic Risk (See AE-7)</a></li> <li>• Trastuzumab <a href="#">Moderate Emetic Risk (See AE-7)</a></li> <li>• Valrubicin <a href="#">Oral Chemotherapy (See AE-9)</a></li> <li>• Vinblastine</li> <li>• Vincristine</li> <li>• Vinorelbine</li> </ul>

Adapted with permission from:  
Hesketh PJ, et al. Proposal for classifying the acute emetogenicity of cancer chemotherapy. J Clin Oncol 1997;15: 103-109.  
Grunberg SM, Osoba D, Hesketh PJ, et al. Evaluation of new antiemetic agents and definition of antineoplastic agent emetogenicity---an update. Support Care Cancer 2005;13:80-84.  
Epub 2004 Dec 14.

<sup>P</sup>Proportion of patients who experience emesis in the absence of effective antiemetic prophylaxis.

**Note:** All recommendations are category 2A unless otherwise indicated.  
**Clinical Trials:** NCCN believes that the best management of any cancer patient is in a clinical trial. Participation in clinical trials is especially encouraged.



**EMETOGENIC POTENTIAL OF ORAL ANTINEOPLASTIC AGENTS**

LEVEL	AGENT		
<b>Moderate to High</b>	<ul style="list-style-type: none"> <li>• <b>Altretamine</b></li> <li>• <b>Busulfan (<math>\geq 4</math> mg/day)</b></li> <li>• <b>Cyclophosphamide (<math>\geq 100</math> mg/m<sup>2</sup>/day)</b></li> <li>• <b>Estramustine</b></li> <li>• <b>Etoposide</b></li> <li>• <b>Lomustine (single day)</b></li> <li>• <b>Procarbazine</b></li> <li>• <b>Temozolomide (<math>&gt; 75</math> mg/m<sup>2</sup>/day)</b></li> </ul>		
<b>Minimal to Low</b>	<table border="0" style="width: 100%;"> <tr> <td style="vertical-align: top; width: 50%;"> <ul style="list-style-type: none"> <li>• <b>Bexarotene</b></li> <li>• <b>Busulfan (<math>&lt; 4</math> mg/day)</b></li> <li>• <b>Capecitabine</b></li> <li>• <b>Chlorambucil</b></li> <li>• <b>Cyclophosphamide (<math>&lt; 100</math> mg/m<sup>2</sup>/day)</b></li> <li>• <b>Dasatinib</b></li> <li>• <b>Erlotinib</b></li> <li>• <b>Everolimus</b></li> <li>• <b>Fludarabine</b></li> <li>• <b>Gefitinib</b></li> <li>• <b>Hydroxyurea</b></li> <li>• <b>Imatinib</b></li> <li>• <b>Lapatinib</b></li> </ul> </td> <td style="vertical-align: top; width: 50%;"> <ul style="list-style-type: none"> <li>• <b>Lenalidomide</b></li> <li>• <b>Melphalan</b></li> <li>• <b>Mercaptopurine</b></li> <li>• <b>Methotrexate</b></li> <li>• <b>Nilotinib</b></li> <li>• <b>Pazopanib</b></li> <li>• <b>Sorafenib</b></li> <li>• <b>Sunitinib</b></li> <li>• <b>Temozolomide (<math>\leq 75</math> mg/m<sup>2</sup>/day)</b></li> <li>• <b>Thalidomide</b></li> <li>• <b>Thioguanine</b></li> <li>• <b>Topotecan</b></li> <li>• <b>Tretinoin</b></li> <li>• <b>Vorinostat</b></li> </ul> </td> </tr> </table> <p style="text-align: right; margin-top: 10px;"><a href="#">High Emetic Risk (See AE-7)</a></p> <p style="text-align: right; margin-top: 10px;"><a href="#">Moderate Emetic Risk (See AE-7)</a></p>	<ul style="list-style-type: none"> <li>• <b>Bexarotene</b></li> <li>• <b>Busulfan (<math>&lt; 4</math> mg/day)</b></li> <li>• <b>Capecitabine</b></li> <li>• <b>Chlorambucil</b></li> <li>• <b>Cyclophosphamide (<math>&lt; 100</math> mg/m<sup>2</sup>/day)</b></li> <li>• <b>Dasatinib</b></li> <li>• <b>Erlotinib</b></li> <li>• <b>Everolimus</b></li> <li>• <b>Fludarabine</b></li> <li>• <b>Gefitinib</b></li> <li>• <b>Hydroxyurea</b></li> <li>• <b>Imatinib</b></li> <li>• <b>Lapatinib</b></li> </ul>	<ul style="list-style-type: none"> <li>• <b>Lenalidomide</b></li> <li>• <b>Melphalan</b></li> <li>• <b>Mercaptopurine</b></li> <li>• <b>Methotrexate</b></li> <li>• <b>Nilotinib</b></li> <li>• <b>Pazopanib</b></li> <li>• <b>Sorafenib</b></li> <li>• <b>Sunitinib</b></li> <li>• <b>Temozolomide (<math>\leq 75</math> mg/m<sup>2</sup>/day)</b></li> <li>• <b>Thalidomide</b></li> <li>• <b>Thioguanine</b></li> <li>• <b>Topotecan</b></li> <li>• <b>Tretinoin</b></li> <li>• <b>Vorinostat</b></li> </ul>
<ul style="list-style-type: none"> <li>• <b>Bexarotene</b></li> <li>• <b>Busulfan (<math>&lt; 4</math> mg/day)</b></li> <li>• <b>Capecitabine</b></li> <li>• <b>Chlorambucil</b></li> <li>• <b>Cyclophosphamide (<math>&lt; 100</math> mg/m<sup>2</sup>/day)</b></li> <li>• <b>Dasatinib</b></li> <li>• <b>Erlotinib</b></li> <li>• <b>Everolimus</b></li> <li>• <b>Fludarabine</b></li> <li>• <b>Gefitinib</b></li> <li>• <b>Hydroxyurea</b></li> <li>• <b>Imatinib</b></li> <li>• <b>Lapatinib</b></li> </ul>	<ul style="list-style-type: none"> <li>• <b>Lenalidomide</b></li> <li>• <b>Melphalan</b></li> <li>• <b>Mercaptopurine</b></li> <li>• <b>Methotrexate</b></li> <li>• <b>Nilotinib</b></li> <li>• <b>Pazopanib</b></li> <li>• <b>Sorafenib</b></li> <li>• <b>Sunitinib</b></li> <li>• <b>Temozolomide (<math>\leq 75</math> mg/m<sup>2</sup>/day)</b></li> <li>• <b>Thalidomide</b></li> <li>• <b>Thioguanine</b></li> <li>• <b>Topotecan</b></li> <li>• <b>Tretinoin</b></li> <li>• <b>Vorinostat</b></li> </ul>		

Adapted with permission from:  
 Hesketh PJ, et al. Proposal for classifying the acute emetogenicity of cancer chemotherapy. J Clin Oncol 1997;15: 103-109.  
 Grunberg SM, Osoba D, Hesketh PJ, et al. Evaluation of new antiemetic agents and definition of antineoplastic agent emetogenicity---an update. Support Care Cancer 2005;13:80-84.  
 Epub 2004 Dec 14.

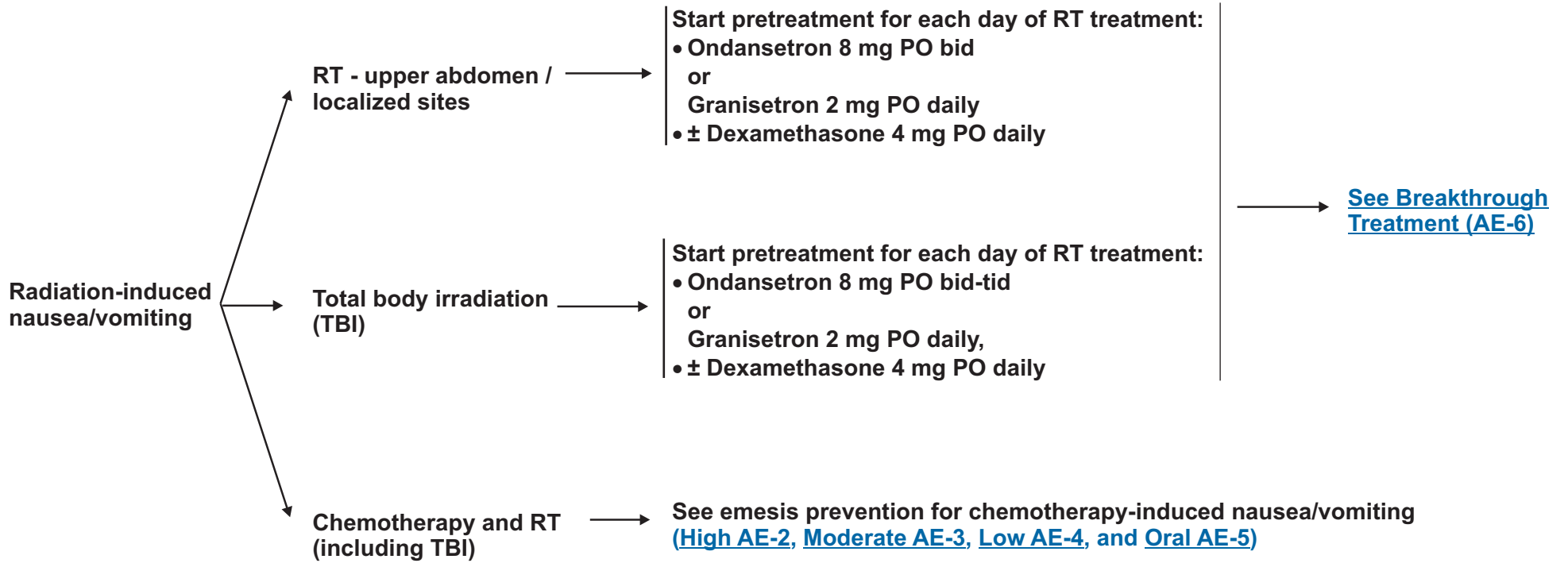
**Note: All recommendations are category 2A unless otherwise indicated.**  
**Clinical Trials: NCCN believes that the best management of any cancer patient is in a clinical trial. Participation in clinical trials is especially encouraged.**



**EMETOGENIC  
POTENTIAL**

**TYPE OF RADIATION THERAPY**

**BREAKTHROUGH TREATMENT**



[See Principles of Emesis Control for the Cancer Patient \(AE-1\)](#)

**Note:** All recommendations are category 2A unless otherwise indicated.  
**Clinical Trials:** NCCN believes that the best management of any cancer patient is in a clinical trial. Participation in clinical trials is especially encouraged.



**ANTICIPATORY EMESIS PREVENTION/TREATMENT**

**Anticipatory  
nausea/vomiting**



**Prevention:**

- **Use optimal antiemetic therapy during every cycle of treatment**

**Behavioral therapy:**

- **Relaxation/systematic desensitization**
- **Hypnosis/guided imagery**
- **Music therapy**

**Acupuncture/acupressure**

**Alprazolam 0.5-2 mg PO tid beginning on the night before treatment  
or**

**Lorazepam 0.5-2 mg PO on the night before and morning of treatment**

**[See Primary and Breakthrough Treatments for Chemotherapy-Induced Nausea/Vomiting \(Antiemesis TOC\)](#)**

**[See Principles of Emesis Control  
for the Cancer Patient \(AE-1\)](#)**

**Note: All recommendations are category 2A unless otherwise indicated.  
Clinical Trials: NCCN believes that the best management of any cancer patient is in a clinical trial. Participation in clinical trials is especially encouraged.**

**PRINCIPLES OF MANAGING MULTIDAY EMETOGENIC CHEMOTHERAPY REGIMENS**

- Patients receiving multi-day chemotherapy are at risk for both acute and delayed nausea/vomiting based upon the emetogenic potential of the individual chemotherapy agents and their sequence. It is therefore difficult to recommend a specific antiemetic regimen for each day especially since acute and delayed emesis may overlap after the initial day of chemotherapy until the last day of chemotherapy. After chemotherapy administration has concluded, the period of risk for delayed emesis also depends on the specific regimen and the emetogenic potential of the last chemotherapy agent administered in the regimen.
- Examples illustrating the above include BEP (bleomycin 30 units IV weekly, etoposide 100 mg/m<sup>2</sup> IV days 1-5 and cisplatin 20 mg/m<sup>2</sup> IV days 1-5) versus ASHAP (doxorubicin 25 mg/m<sup>2</sup> IV day 1, methylprednisolone 500 mg/day IV days 1-5, cisplatin 25 mg/m<sup>2</sup> IV continuous infusion days 1-4 followed by cytarabine 2000 mg/m<sup>2</sup> on day 5). BEP is moderately emetogenic with risk for emesis on days 1-8) whereas ASHAP is moderately emetogenic on days 1-4 but becomes highly emetogenic on day 5 due to the administration of high-dose cytarabine). Risk for acute and delayed emesis for ASHAP may last up to 10 days.

Accordingly, the panel recommends the following as general principles:

- A 5-HT<sub>3</sub> receptor antagonist should be administered prior to the first dose of moderately or highly emetogenic chemotherapy ([see AE-2 and AE-3](#)).
- Dexamethasone should be administered once daily (either orally or intravenously) for moderately or highly emetogenic chemotherapy and for 2-3 days after chemotherapy for regimens that are likely to cause significant delayed-emesis ([see AE-2 and AE-3](#)). Dexamethasone should not be added when the chemotherapy regimen already includes a corticosteroid (as in ASHAP illustrated above).
- Intravenous palonosetron may be used prior to the start of a three day chemotherapy regimen instead of multiple daily doses of oral or intravenous 5-HT<sub>3</sub> receptor antagonists ([see AE-2 and AE-3](#)). Repeat dosing of palonosetron 0.25 mg IV is likely to be safe, based upon the dose ranging Phase II trial where up to 30 times the FDA approved dose (90 mcg/kg) was administered and the 3 Phase III trials that evaluated palonosetron 0.75 mg as a single fixed dose. Compared to the approved dose of palonosetron 0.25 mg, these higher doses were not associated with significantly different grades or durations of adverse events. In terms of efficacy, need for repeat dosing with palonosetron, either daily or less frequently, in the setting of multiday chemotherapy is not yet known.
- Aprepitant may be used for multiday chemotherapy regimens likely to be highly emetogenic and associated with significant risk for delayed nausea and emesis ([see AE-2](#)). Category 1 evidence is available for single day chemotherapy regimens only, and aprepitant should be administered 125 mg orally 1 hour prior to chemotherapy on day one, along with a 5-HT<sub>3</sub> receptor antagonist and dexamethasone. Aprepitant 80 mg should be administered daily on days 2 and 3 after the start of chemotherapy along with dexamethasone. Based upon Phase II data, aprepitant 80 mg may be safely administered on days 4 and 5 after multiday chemotherapy. It is not yet known if dosing aprepitant after day 3 improves control of nausea or emesis in this clinical setting. Note that fosaprepitant dimeglumine (115 mg) may be substituted for aprepitant (125 mg) on day 1 only.

**Note:** All recommendations are category 2A unless otherwise indicated.

**Clinical Trials:** NCCN believes that the best management of any cancer patient is in a clinical trial. Participation in clinical trials is especially encouraged.



### PRINCIPLES FOR MANAGING BREAKTHROUGH EMESIS

- Breakthrough emesis presents a difficult situation as correction of refractory ongoing nausea/vomiting is often challenging to reverse. It is generally far easier to prevent nausea/vomiting than to treat it.
- The general principle of breakthrough treatment is to give an additional agent from a different drug class. No one drug class has been shown to be superior for the management of breakthrough emesis, and the choice of agent should be based on assessment of the current prevention strategies used. Some patients may require several agents utilizing differing mechanisms of action.
- One should strongly consider routine, around the clock, administration rather than PRN dosing.
- The PO route is not likely to be feasible due to ongoing vomiting, therefore, rectal or IV therapy is often required.
- Multiple concurrent agents, perhaps in alternating schedules or by alternating routes, may be necessary. Dopamine antagonists (eg, metoclopramide, haloperidol), corticosteroids and agents such as lorazepam may be required.
- Ensure adequate hydration or fluid repletion, simultaneously checking and correcting any possible electrolyte abnormalities.
- Prior to administering the next cycle of chemotherapy the patient should be reassessed, with attention to various possible non-chemotherapy related reasons for breakthrough emesis with the current cycle:
  - ▶ Brain metastases
  - ▶ Electrolyte abnormalities
  - ▶ Tumor infiltration of the bowel or other gastrointestinal abnormality
  - ▶ Other comorbidities
- Prior to the next cycle of chemotherapy, reassess both the Day 1 and post-chemo antiemetic regimen which did not protect the patient during the present cycle and consider alternatives: (Suggestions are not in order of preference)
  - ▶ Addition of aprepitant if not previously included
  - ▶ Add other concomitant antiemetics, eg, dopamine antagonists (metoclopramide or haloperidol)
  - ▶ Possibly adjusting dose(s), either intensity or frequency, of the 5-HT<sub>3</sub> antagonist. Based on the patient's experiences, the chemotherapy regimen in question may actually be more emetogenic than generally classified (eg, Hesketh method)
  - ▶ Possibly switching to a different 5-HT<sub>3</sub> although not necessarily likely to be effective, anecdotal and limited investigational trial data suggest it may sometimes be efficacious.
  - ▶ If the goal of chemotherapy is non-curative, consider other appropriate regimens, if any, which might be less emetogenic.
  - ▶ Addition of an anxiolytic agent in combination with the antiemetic agents may be beneficial.
- If patient has dyspepsia consider antacid therapy (H<sub>2</sub> blocker or proton pump inhibitor).

**Note:** All recommendations are category 2A unless otherwise indicated.

**Clinical Trials:** NCCN believes that the best management of any cancer patient is in a clinical trial. Participation in clinical trials is especially encouraged.

## Discussion

This discussion is being updated to correspond with the newly updated algorithm. Last updated 04/12/10

### NCCN Categories of Evidence and Consensus

**Category 1:** The recommendation is based on high-level evidence (e.g. randomized controlled trials) and there is uniform NCCN consensus.

**Category 2A:** The recommendation is based on lower-level evidence and there is uniform NCCN consensus.

**Category 2B:** The recommendation is based on lower-level evidence and there is nonuniform NCCN consensus (but no major disagreement).

**Category 3:** The recommendation is based on any level of evidence but reflects major disagreement.

**All recommendations are category 2A unless otherwise noted.**

### Overview

Chemotherapy-induced vomiting (emesis) and nausea can significantly affect a patient's quality of life, leading to poor compliance with further chemotherapy treatment. In addition, nausea and vomiting can result in metabolic imbalances, degeneration of self-care and functional ability, nutrient depletion, anorexia, decline of the patient's performance status and mental status, wound dehiscence, esophageal tears, and withdrawal from potentially useful or curative anticancer treatment.<sup>1-4</sup>

The incidence and severity of nausea and/or vomiting in patients receiving chemotherapy are affected by numerous factors, including: (1) the specific chemotherapeutic agents used; (2) dosage of the agents; (3) schedule and route of administration of the agents; and (4)

individual patient variability (e.g., age, sex, prior chemotherapy, history of alcohol use).<sup>5,6</sup> Approximately 70% to 80% of all cancer patients receiving chemotherapy experience nausea and/or vomiting,<sup>7,8</sup> whereas 10% to 44% experience anticipatory nausea and/or vomiting.<sup>9-12</sup> Patients often experience more nausea than vomiting.<sup>13</sup>

### Pathophysiology of Emesis

Vomiting results from stimulation of a multistep reflex pathway controlled by the brain.<sup>5</sup> Vomiting is triggered by afferent impulses to the vomiting center (located in the medulla) from the chemoreceptor trigger zone, pharynx and gastrointestinal (GI) tract (via vagal afferent fibers), and cerebral cortex. Vomiting occurs when efferent impulses are sent from the vomiting center to the salivation center, abdominal muscles, respiratory center, and cranial nerves.<sup>14</sup>

The chemoreceptor trigger zone, vomiting center, and GI tract have many neurotransmitter receptors. Activation of these receptors by chemotherapeutic agents or their metabolites may be responsible for chemotherapy-induced emesis. The principal neuroreceptors involved in the emetic response are the serotonin (5-hydroxytryptamine [5-HT<sub>3</sub>]) and dopamine receptors.<sup>15,16</sup> Other neuroreceptors involved in emesis include acetylcholine, corticosteroid, histamine, cannabinoid, opiate, and neurokinin-1 (NK-1) receptors, which are located in the vomiting and vestibular centers of the brain.<sup>17</sup>

Antiemetic agents can block different neuronal pathways, exert their effects at different points during the course of emesis, or behave synergistically with other antiemetic agents to potentiate an antiemetic effect. When used at a certain concentration, each antiemetic agent predominantly blocks one receptor type. A final common pathway for emesis has yet to be identified. Therefore, no single agent can be

expected to provide complete protection from the various emetic phases of chemotherapy.

## Types of Nausea and/or Vomiting

### Chemotherapy-Induced Nausea and/or Vomiting

Nausea and/or vomiting induced by chemotherapy is commonly classified as acute, delayed, anticipatory, breakthrough, or refractory. *Acute-onset* nausea and/or vomiting usually occurs within a few minutes to several hours after drug administration and commonly resolves within the first 24 hours. The intensity of acute-onset emesis generally peaks after 5 to 6 hours. The occurrence of acute emesis is influenced by the patient's age and gender (females and younger patients [age < 50 years] are more prone to emesis), environment in which chemotherapy is administered, whether the patient has a history of chronic alcoholism (which decreases the incidence of emesis) or motion sickness, previous episodes of nausea and vomiting, dosage of the emetogenic agent, and efficacy of the antiemetic regimen.<sup>18, 19</sup>

*Delayed-onset* nausea and/or vomiting develops in patients more than 24 hours after chemotherapy administration.<sup>18, 19</sup> It occurs commonly with the administration of cisplatin, carboplatin, cyclophosphamide, and/or doxorubicin. For cisplatin, emesis reaches its maximal intensity 48 to 72 hours after administration and can last 6 to 7 days.

*Anticipatory* nausea and/or vomiting occurs before patients receive their next chemotherapy treatment. Because it is a conditioned response, anticipatory emesis can occur only after a negative past experience with chemotherapy. The incidence of anticipatory nausea and/or vomiting ranges from 18% to 57%, and nausea is more common than vomiting.<sup>20, 21</sup> Younger patients may be more susceptible to anticipatory nausea and vomiting, because they generally receive more aggressive

chemotherapy and, overall, have poorer emesis control than older patients.<sup>22</sup> *Breakthrough* emesis refers to vomiting that occurs despite prophylactic treatment and/or requires “rescue” with antiemetic agents. *Refractory* emesis refers to emesis that occurs during subsequent treatment cycles when antiemetic prophylaxis and/or rescue have failed in earlier cycles.

### Radiation-Induced Nausea and/or Vomiting

Patients receiving whole body or upper abdominal radiation therapy have the greatest likelihood of developing nausea and/or vomiting.<sup>23, 24</sup> The GI tract (specifically, the small intestine) contains rapidly dividing cells that are particularly sensitive to radiation. In addition, the potential for nausea and/or vomiting increases with larger daily fractional doses of radiotherapy, larger total doses, and larger amounts of irradiated tissue. Total body irradiation, when given before bone marrow transplantation, also commonly induces nausea and/or vomiting.<sup>24, 25</sup>

### Emetogenicity of Chemotherapy

The frequency of chemotherapy-induced emesis depends primarily on the emetogenic potential of the specific chemotherapeutic agents used. Several classifications have been developed to define the emetogenicity of chemotherapy; however, none has been universally accepted.<sup>14, 26-29</sup>

Hesketh and colleagues developed a classification of the acute emetogenicity of anticancer chemotherapeutic agents and developed an algorithm to define the emetogenicity of combination chemotherapeutic regimens.<sup>30</sup> The classification was updated by Grunberg and colleagues; it divides chemotherapeutic agents into 4 levels according to the percentage of patients not receiving antiemetic prophylaxis who experience acute emesis.<sup>31</sup> This classification, which is

updated each year with recently introduced drugs, is used in these NCCN practice guidelines. Panel members from all of the published antiemetic treatment guidelines met to prepare a single consensus document. Although this process is ongoing, the consensus guidelines have been published.<sup>32</sup> NCCN guidelines currently outline treatment using 4 categories of emetogenic potential for intravenous (IV), which correspond to the Grunberg classification as follows:

- High emetic risk—90% or more of patients experience acute emesis
- Moderate emetic risk—30% to 90% of patients experience acute emesis
- Low emetic risk—10% to 30% of patients experience acute emesis
- Minimal emetic risk—fewer than 10% of patients experience acute emesis.

In addition, the NCCN guidelines attempt to define antiemetic regimens for particular chemotherapy drugs that cover the entire duration of time a patient is at risk for nausea and vomiting. Panel members were concerned that some patients may not receive adequate prophylaxis for delayed emesis; therefore, the algorithms were revised for high and moderate emetogenic potential agents to incorporate a dosing schedule that covers both acute and delayed emesis into a single algorithm. Recently, NCCN panel members categorized the emetogenic potential of oral antineoplastic agents.

### Types of Antiemetic Therapies

In general, to provide maximal protection against chemotherapy-induced emesis, antiemetic therapy should be initiated before chemotherapy. The antiemetic therapy should also be continued for the same length of time as the duration of the emetic activity of the chemotherapeutic agent being used. However, daily use of antiemetics is not recommended for some therapeutic agents that are taken long

term (e.g., imatinib). Antiemetic agents can be administered by the oral, rectal, IV, intramuscular, or transdermal route. When compared with other routes of administration, oral formulations of antiemetic agents are equally effective, safe, more convenient, and less costly. For patients unable to swallow or digest tablets because of emesis, IV antiemetics are required. In selected patients who are unable to swallow, transdermal antiemetics may be of value. Although studies may show drugs to be equally effective on a population basis, individual patients may respond differently. Therefore, some drug options may be based on a patient's individual experience.

### Serotonin (5-HT<sub>3</sub>) Receptor Antagonists

The development of the 5-HT<sub>3</sub>-receptor antagonists (i.e., dolasetron mesylate, granisetron, ondansetron, palonosetron) represents a significant advance in antiemetic therapy.<sup>33-35</sup> All of these agents have been shown to be effective in controlling the acute nausea and/or vomiting associated with cancer chemotherapy.<sup>35-49</sup>

Palonosetron is a 5-HT<sub>3</sub> antagonist with an approximately 100-fold higher binding affinity for the 5-HT<sub>3</sub> receptor compared to the other serotonin antagonists (i.e., ondansetron, granisetron, and dolasetron). It has a half-life of approximately 40 hours, which is significantly longer than other commercially available 5-HT<sub>3</sub> antagonists.<sup>35</sup> Initial studies in patients receiving moderately emetogenic chemotherapy showed that a single IV dose of palonosetron was comparable to a single IV dose of dolasetron for the prevention of acute chemotherapy-induced nausea and emesis; however, IV palonosetron was superior to dolasetron in preventing delayed emesis.<sup>50</sup> The safety and side-effect profiles of palonosetron were indistinguishable from the control 5-HT<sub>3</sub> antagonists (ondansetron and dolasetron) using data submitted to the Food and Drug Administration (FDA). Intravenous palonosetron is FDA approved as a single dose on day 1; it is recommended (category 1) for acute

and delayed emesis prevention when using moderate emetic risk chemotherapy.<sup>50</sup>

Intravenous palonosetron is superior to other 5-HT<sub>3</sub> antagonists for preventing delayed nausea.<sup>51</sup> Repeat dosing of palonosetron in the days after chemotherapy (i.e., days 2 or 3) is likely to be safe. However, in the setting of multi-day chemotherapy, need for repeat dosing with palonosetron is not yet known (see “Managing Multi-day Emetogenic Chemotherapy Regimens”).

Many of the 5-HT<sub>3</sub> antagonists can be delivered orally or intravenously. In addition, the FDA has approved the use of a granisetron transdermal system for chemotherapy-induced nausea and vomiting. The patch containing 34.3 mg of granisetron is applied approximately 24 to 48 hours before the first dose of chemotherapy; the maximum duration of the patch is 7 days. A phase III randomized study compared the patch to oral granisetron in patients receiving either highly emetogenic or moderately emetogenic chemotherapy. The patch proved non-inferior to repeat dosing of the oral antiemetic granisetron over 3 to 5 days.<sup>52, 53</sup>

Many clinical trials directly comparing ondansetron, granisetron, dolasetron mesylate, and palonosetron have been conducted. These trials have used various doses, routes, and schedules of administration.<sup>50, 54-71</sup> Studies have demonstrated that the 5-HT<sub>3</sub> antagonists are equally effective and have mild, infrequent side effects. A meta-analysis found no difference in efficacy between ondansetron, granisetron, and dolasetron mesylate.<sup>72</sup> The addition of dexamethasone improves the efficacy of the antiemetic regimen containing 5-HT<sub>3</sub> antagonists.

Ondansetron, granisetron, and dolasetron are effective in preventing acute emesis but appear to be less effective for delayed emesis.

However, IV palonosetron is effective for preventing both delayed and acute emesis. A meta-analysis of randomized controlled trials found that adding a 5-HT<sub>3</sub> antagonist to dexamethasone did not improve the antiemetic effect of dexamethasone for preventing delayed emesis.<sup>73</sup> Another study found that 5-HT<sub>3</sub> antagonists (except palonosetron, which was not studied) were not more effective than prochlorperazine for preventing delayed emesis.<sup>13</sup>

### Neurokinin-1–Receptor Antagonist

Aprepitant selectively blocks the binding of substance P at the NK-1 receptor in the central nervous system. Thus, aprepitant provides a different and complementary mechanism of action to all other commercially available antiemetics. Aprepitant has been shown to augment the antiemetic activity of the 5-HT<sub>3</sub>–receptor antagonists and the corticosteroid dexamethasone to inhibit both acute and delayed cisplatin-induced emesis. The FDA has approved the use of aprepitant for preventing emesis in patients receiving moderately emetogenic chemotherapy. An IV version of aprepitant (fosaprepitant dimeglumine), which can be given on day 1 only, is also approved by the FDA. IV fosaprepitant is given 30 minutes before chemotherapy on day 1 only, per the package insert.

When combined with 5-HT<sub>3</sub> antagonists and dexamethasone on day 1 before cisplatin-based highly emetogenic chemotherapy and continued orally along with dexamethasone on days 2 and 3 after chemotherapy, aprepitant significantly improved control of acute and delayed chemotherapy-induced nausea and emesis.<sup>74, 75</sup> The oral doses of aprepitant are 125 mg on day 1 (before chemotherapy) and then 80 mg on days 2 and 3 (after chemotherapy).<sup>76</sup> There are no studies showing efficacy or safety of chronic dosing with aprepitant. It is possible that the drug-drug interaction profile may change with chronic dosing.

A randomized phase III study (866 patients) showed that an aprepitant regimen is better than a standard regimen for preventing vomiting in patients receiving moderately emetogenic chemotherapy (non-cisplatin based) during 120 hours after initiation of chemotherapy (complete response, 50.8% versus 42.5%,  $P=.015$ ); however, 40% of patients (receiving either regimen) still had significant nausea.<sup>77,78</sup> The aprepitant regimen included aprepitant, ondansetron, and dexamethasone; the standard regimen included ondansetron and dexamethasone. An analysis of 2 phase III randomized trials found that an aprepitant regimen is useful for patients receiving moderately emetogenic chemotherapy plus high-dose cisplatin.<sup>79</sup>

A meta-analysis (7 randomized controlled trials) in patients receiving highly emetogenic chemotherapy found that NK-1 receptor antagonists used alone or with standard therapy for acute emesis were not better than the control; however, for delayed emesis, NK-1 receptor antagonists were better than the control.<sup>80</sup> A phase II study (58 patients) found that combining palonosetron, aprepitant, and dexamethasone was useful for various chemotherapeutic regimens (moderate to moderate-highly emetogenic); 78% of patients had a complete response (no emetic episodes and no rescue medication).<sup>81</sup> A similar study in 40 patients with breast cancer also found that a single day regimen of palonosetron, aprepitant, and dexamethasone was effective; 76% of patients had a complete response.<sup>82</sup>

### **Drug Interactions**

Aprepitant is simultaneously a substrate, moderate inducer, and moderate inhibitor of cytochrome P450 enzyme 3A4 (CYP3A4); aprepitant also induces CYP2C9.<sup>83</sup> Thus, aprepitant can alter the metabolism of certain drugs and change their plasma concentrations (i.e., AUCs [area under the curve]). These interactions are more significant with orally administered forms of these drugs than with IV

forms because of first-pass metabolism. Patients should not take aprepitant with pimozide, terfenadine, astemizole, or cisapride; these combinations are contraindicated, because they may cause "serious or life-threatening reactions" (see the aprepitant package insert).

Chemotherapeutic agents known to be metabolized by CYP3A4 include docetaxel, paclitaxel, etoposide, irinotecan, ifosfamide, imatinib, vinorelbine, vinblastine, and vincristine. In clinical trials, aprepitant was used concurrently with etoposide, vinorelbine, or paclitaxel; although chemotherapy doses were not adjusted for potential drug interactions in phase III trials, caution is urged when using any chemotherapeutic agent that is metabolized by CYP3A4.

Aprepitant has been shown to interact with several nonchemotherapeutic drugs (including warfarin, dexamethasone, methylprednisolone, oral contraceptives). Again, these interactions are more significant with orally administered forms of these drugs than with IV forms because of first-pass metabolism.

Induction of warfarin metabolism by aprepitant may lead to clinically significant reductions in INR (international normalized ratio) values, particularly for patients on therapeutic (as compared to prophylactic) warfarin regimens. These changes, although brief in duration, may require increased patient monitoring.

Aprepitant decreases the AUC for patients taking oral contraceptives; thus, other methods of birth control should be used during treatment with aprepitant and for 1 month after the last dose of aprepitant (see package insert).

Certain drugs can affect the AUCs of aprepitant. Concomitant administration with CYP3A4 inhibitors (e.g., ketoconazole, itraconazole, erythromycin) may lead to increased aprepitant AUCs, whereas

concomitant administration with CYP3A4 inducers (e.g., carbamazepine, rifampin, phenytoin) may lead to decreased levels of aprepitant.

### Other Non-5-HT<sub>3</sub>-Receptor Antagonist Antiemetics

Before the advent of the 5-HT<sub>3</sub>-receptor antagonists, the available antiemetic agents included phenothiazines,<sup>84</sup> substituted benzamides,<sup>85, 86</sup> antihistamines,<sup>87</sup> butyrophenones,<sup>88</sup> corticosteroids,<sup>89-91</sup> benzodiazepines,<sup>92, 93</sup> and cannabinoids.<sup>94, 95</sup> Most drugs used to prevent chemotherapy-induced emesis are classified as dopamine antagonists, serotonin antagonists, and other antagonists. Combination antiemetic therapy is more effective than single-agent therapy. Olanzapine (thiobenzodiazepine) was found to be effective for acute and delayed emesis in a phase II trial in patients (n = 30) who received cyclophosphamide, doxorubicin, and/or cisplatin;<sup>96, 97</sup> other studies have also showed the value of olanzapine for delayed and refractory emesis and nausea.<sup>98-101</sup> However, olanzapine should be used with caution in elderly patients (see boxed warning/label indication regarding death, type II diabetes, and hyperglycemia).<sup>102</sup>

### Treatment Issues

Selected issues that arose in the panel's deliberations on the guidelines are discussed in the following sections. As new data about the use of antiemetics in patients receiving chemotherapy become available, clinicians should consider these data when caring for such patients, even if the information has not been included in the guidelines. In contrast to other NCCN guidelines in which most of the recommendations are category 2A, many of the recommendations for antiemetic management are classified as category 1, reflecting the large number of randomized controlled trials that have focused on antiemetic management.

### Principles of Emesis Control

These principles are discussed in the algorithm.

- The goal is to prevent nausea and/or vomiting.
- The risk of emesis and nausea for persons receiving chemotherapy of high and moderate emetogenic potential lasts at least 3 days for high and 2 days for moderate after the last dose of chemotherapy. Patients need to be protected throughout the full period of risk.
- Oral and IV antiemetic formulations have equivalent efficacy.
- The toxicity of the specific antiemetic(s) should be considered.
- Antiemetic regimens should be chosen based on the drug with the highest emetic risk in the chemotherapy regimen, previous experience with antiemetics, and patient-specific risk factors.

In addition to emesis induced by chemotherapy, emesis in cancer patients can also potentially be caused by:

- Partial or complete bowel obstruction
- Vestibular dysfunction
- Brain metastases
- Electrolyte imbalance: hypercalcemia, hyperglycemia, hyponatremia
- Uremia
- Concomitant drug treatments, including opiates
- Gastroparesis induced by a tumor or chemotherapy (i.e., vincristine) or other causes (e.g., diabetes).
- Psychophysiologic factors, including anxiety and anticipatory nausea and vomiting.
- For use of antiemetics for nausea and vomiting that is not related to radiation and/or chemotherapy, see the [NCCN Palliative Care Guidelines](#).

- For multidrug regimens, select antiemetic therapy based on drug with the highest emetic risk.<sup>30, 31</sup>

### Prevention of Acute Emesis

To prevent acute emesis, antiemetic therapy should start before the administration of chemotherapy and then should cover the first 24 hours. For highly emetogenic IV drugs, the antiemetic regimens are described in the algorithm. For moderately emetogenic IV drugs, the regimens are described in the algorithm. For low and minimally emetogenic IV drugs, the regimens are described in the algorithm. Emesis prevention for oral chemotherapeutic agents is described in the algorithm. This section discusses prechemotherapy and postchemotherapy emesis prevention rather than primary treatment.

#### **Prechemotherapy Emesis Prevention**

The guidelines specify different prophylactic antiemetic regimens for cancer patients receiving chemotherapy of different emetogenic potential (i.e., high, moderate, low, minimal). Prophylactic antiemetics should be administered before chemotherapy. The recommendations for prophylactic antiemetic treatment include drug dosages. The guidelines reflect accumulating experience with the 5-HT3 antagonists, demonstrating their effectiveness in a range of doses. Unless indicated, the order of listed antiemetics in the algorithm does not reflect preference.

Highly emetogenic IV drugs include carmustine > 250 mg/m<sup>2</sup>, cisplatin at 50 mg/m<sup>2</sup> or more, cyclophosphamide > 1500 mg/m<sup>2</sup>, dacarbazine, mechlorethamine, streptozocin, or anthracycline plus cyclophosphamide (AC) combinations (doxorubicin or epirubicin with cyclophosphamide). The antiemetic regimen for these highly emetogenic drugs on day 1 includes aprepitant (or fosaprepitant), dexamethasone, and a 5-HT3 antagonist with or without lorazepam and

with or without either an H2 blocker or a proton pump inhibitor (category 1 for the combined regimen);<sup>24, 25, 74</sup> note that the regimen and doses are often modified on days 2 to 4 after chemotherapy.

A recent randomized trial suggested that palonosetron is preferred for high emetic risk chemotherapy in combination with dexamethasone.<sup>103</sup> However, this trial has been criticized because: 1) the control arm was not adequately dosed; thus, the trial “stacked the deck” in favor of palonosetron; 2) a larger non-FDA-approved dose of palonosetron was used; and 3) aprepitant was not used in this study. Therefore, the NCCN panel does not believe that palonosetron is preferred over the other 5-HT3 antagonists for high emetic risk chemotherapy.

A Canadian meta-analysis suggests that it is not cost-effective to use 5-HT3 antagonists (i.e., ondansetron) on days 2 to 4 to prevent delayed emesis; however, ondansetron (when used alone) did protect against delayed emesis in this meta-analysis.<sup>104</sup> Palonosetron was not assessed in these studies. The NCCN panel recommends the use of 5-HT3 antagonists as one of several options to prevent delayed emesis for moderately emetogenic agents.

The antiemetic regimen for moderately emetogenic IV drugs on day 1 includes dexamethasone and a 5-HT3 antagonist with or without lorazepam and/or either an H2 blocker or a proton pump inhibitor.<sup>5, 78</sup> Aprepitant (or fosaprepitant) should be added (to dexamethasone and a 5-HT3 antagonist) for select patients receiving other chemotherapies of moderate emetic risk (e.g., carboplatin, cisplatin, doxorubicin, epirubicin, ifosfamide, irinotecan, or methotrexate), because these agents are more emetogenic than the other moderately emetogenic agents.<sup>25, 30</sup> Any one of the 5-HT3 antagonists can be used, because they are all category 1 for day 1. Note that IV fosaprepitant may be substituted for oral aprepitant on day 1 only.

The antiemetic regimen for low emetogenic IV drugs includes non-5-HT<sub>3</sub> antagonists, such as dexamethasone, prochlorperazine, or metoclopramide, with or without lorazepam and/or either an H<sub>2</sub> blocker or a proton pump inhibitor. When using prochlorperazine or metoclopramide, patients should be monitored for dystonic reactions. Diphenhydramine (25-50 mg PO or IV either every 4 or every 6 hours) can be used for dystonic reactions.

For IV regimens with high emetogenic potential, aprepitant is used at a oral dosage of 125 mg on day 1 and then 80 mg on days 2 and 3. When given with aprepitant, dexamethasone is used at a dosage of 12 mg on day 1; the dose can be oral or IV. All four 5-HT<sub>3</sub>-receptor antagonists (i.e., ondansetron, granisetron, dolasetron, palonosetron) are considered to have similar effectiveness for control of acute emesis. If appropriate, lorazepam (0.5-2 mg either every 4 or every 6 hours on days 1-4; either oral, IV, or sublingual) may be used with each of these regimens (i.e., high, moderate, or low).

The emetogenic potential of oral chemotherapeutic agents is shown in the algorithm. Antiemetic prophylaxis is recommended for the following oral agents: altretamine, busulfan (4 mg/d or more), cyclophosphamide (100 mg/m<sup>2</sup>/day or more), estramustine, etoposide, lomustine (single day), procarbazine, and temozolomide (75 mg/m<sup>2</sup>/day or more). Prophylaxis uses oral 5-HT<sub>3</sub> antagonists (such as dolasetron, granisetron, or ondansetron) with or without lorazepam and/or either an H<sub>2</sub> blocker or a proton pump inhibitor. If routine prophylaxis is not recommended, then either metoclopramide or prochlorperazine may be given before chemotherapy is started and then on an as needed basis only (i.e., PRN) with or without lorazepam and/or either an H<sub>2</sub> blocker or a proton pump inhibitor.

### **Postchemotherapy/Delayed Emesis Prevention**

The best management for delayed emesis is prevention.<sup>105</sup> For chemotherapy involving agents with high emetogenic potential, the prophylactic treatment (i.e., dexamethasone and aprepitant) is continued through the period when delayed emesis may occur. Using this strategy, prophylaxis continues for 2 to 4 days after completion of a chemotherapy cycle. However, 5-HT<sub>3</sub> antagonists are given on day 1 only.

For drugs with moderate emetogenic potential, postchemotherapy prevention depends on what antiemetics were used before chemotherapy. For example, palonosetron (category 1) is only administered on day 1.<sup>54</sup> If aprepitant or fosaprepitant was used on day 1, then aprepitant is continued on days 2 and 3.

Note that the NCCN antiemetic regimens differ on days 2 to 3.<sup>24, 25, 105</sup> There are 4 possible regimens on days 2-3 (lorazepam and/or either an H<sub>2</sub> blocker or a proton pump inhibitor may be added to each of these regimens) including: 1) aprepitant and dexamethasone; 2) aprepitant; 3) dexamethasone; or 4) 5-HT<sub>3</sub> antagonist, such as ondansetron, granisetron, or dolasetron.<sup>105</sup> It is important to note that the doses of both aprepitant (80 mg PO) and dexamethasone (8 mg PO or IV) are decreased when used on days 2-3 (when compared with the doses given on day 1). Note that palonosetron is not given on days 2-3.

The NCCN, MASCC (Multinational Association of Supportive Care in Cancer), and ASCO (American Society of Clinical Oncology) guidelines all recommend using aprepitant to prevent delayed nausea and/or vomiting when giving AC regimens.<sup>24, 25</sup> Several randomized trials have shown that dexamethasone is efficacious for preventing delayed emesis; however, only one trial found that use of a 5-HT<sub>3</sub> antagonist is effective.<sup>105</sup> The MASCC and NCCN (but not ASCO) guidelines also

recommend using dexamethasone for preventing delayed emesis when giving AC regimens.<sup>105</sup>

### Breakthrough Treatment

Breakthrough emesis presents a difficult situation, because refractory ongoing nausea and/or vomiting is often challenging to reverse. Generally, it is much easier to prevent nausea and/or vomiting than to treat it. Thus, routine around-the-clock administration of antiemetics should be strongly considered to prevent emesis, rather than PRN (as required) dosing. The general principle of breakthrough treatment is to give an additional agent as needed from a different drug class.<sup>24</sup> However, no one treatment is better than another for managing breakthrough emesis.<sup>106</sup> Some patients may require several agents using different mechanisms of action. The oral route is not likely to be feasible because of ongoing vomiting; therefore, rectal or IV therapy is often required. Nasal sprays (e.g., metoclopramide) might be useful for treatment of breakthrough emesis, because they provide acute delivery of agents.<sup>107, 108</sup> Multiple concurrent agents, perhaps in alternating schedules or by alternating routes, may be necessary.

Dopamine antagonists (e.g., metoclopramide), haloperidol, corticosteroids, and agents such as lorazepam may be required. Nabilone (which is a cannabinoid) is approved by the FDA for nausea and vomiting in patients who have not responded to conventional antiemetic agents. Adequate hydration or fluid repletion should be ensured, and any possible electrolyte abnormalities should be assessed and corrected. Before administering the next cycle of chemotherapy, the patient should be reassessed with attention to various possible nonchemotherapy-related reasons for breakthrough emesis with the current cycle (i.e., brain metastases, electrolyte abnormalities, tumor infiltration of the bowel or other GI abnormality, and other comorbidities. In addition, before the next cycle of

chemotherapy, the antiemetic regimen (both the day 1 and postchemotherapeutic) that did not protect the patient during the present cycle should be assessed and alternatives should be considered. Consider using antacid therapy (e.g., proton pump inhibitors, H2 blockers) if patients have dyspepsia, because patients sometimes have difficulty discriminating heartburn from nausea.

### Radiation-Induced Nausea and/or Vomiting

Prophylaxis for radiation-induced nausea and/or vomiting is based on the site of radiation and whether it is combined with chemotherapy.<sup>109</sup> When radiation is combined with chemotherapy, prophylaxis is dictated by the emetogenic potential of the chemotherapy regimen.

Radiation to the upper abdomen may be treated with oral ondansetron (8 mg 2 times daily), with or without oral dexamethasone, based on the results of a randomized study comparing oral ondansetron with placebo in patients receiving daily fractionated radiotherapy including the abdomen. In this study, 67% of patients given ondansetron had complete control of emesis compared with 45% of patients who received placebo.<sup>110</sup> A study showed that the addition of oral dexamethasone (4 mg daily) to the ondansetron regimen decreases emesis and nausea, although the effect is modest.<sup>111</sup> Another option is oral granisetron (2 mg every day) with or without oral dexamethasone.

Total body irradiation may be treated with either ondansetron (8 mg 2 to 3 times daily) or granisetron; either agent can be given with or without oral dexamethasone (2 mg 3 times daily).<sup>111</sup> The dose of granisetron is either 2 mg oral every day or 3 mg IV every day<sup>112, 113</sup> (category 2B recommendation, because this dose of granisetron is higher than the dose typically used). No prophylaxis is recommended for patients receiving irradiation to other sites.

Treatment of breakthrough radiation-induced emesis is similar to chemotherapy-induced emesis. Patients who do not receive primary prophylaxis and experience breakthrough nausea and/or vomiting may be treated with ondansetron, similar to primary prophylaxis.

### Anticipatory Nausea and/or Vomiting

The most effective way to treat anticipatory nausea and/or vomiting is to prevent it by using optimal antiemetic therapy during every cycle of treatment.<sup>24, 114</sup> Behavioral therapy has been used in patients with anticipatory nausea and/or vomiting.<sup>115-120</sup> Systematic desensitization may also be helpful.<sup>116</sup> Hypnosis with guided imagery is another behavioral technique that has shown some success in treating this condition.<sup>117</sup>

The antianxiety agents, lorazepam and alprazolam, have been combined with antiemetics for anticipatory nausea and/or vomiting.<sup>114, 121, 122</sup> The usual starting dose of alprazolam for anxiety is 0.25 to 0.5 mg orally

3 times daily, beginning on the night before treatment. In elderly patients, patients with debilitating disease, and patients with advanced liver disease, the usual starting dose of alprazolam is 0.25 mg orally 2 or 3 times daily for treatment of anxiety. This dose may be gradually increased if needed. Note that the elderly are especially sensitive to the effects of benzodiazepines. The dose should be gradually reduced when decreasing or discontinuing alprazolam therapy.

### Managing Multi-Day Emetogenic Chemotherapy Regimens

Patients receiving multi-day chemotherapy are at risk for both acute and delayed nausea and vomiting based on the emetogenic potential of the individual chemotherapy agents and their sequence.<sup>24, 75, 123-126</sup> It is

difficult to recommend a specific antiemetic regimen for each day, especially because acute and delayed emesis may overlap after the initial day of chemotherapy until the last day of chemotherapy. The period of risk for delayed emesis after chemotherapy administration has concluded also depends on the specific regimen and the emetogenic potential of the last chemotherapy agent administered in the regimen. For multi-drug regimens, antiemetic therapy should be selected based on the drug with the highest emetic risk. General principles for managing multi-day emetogenic chemotherapy regimens recommended by the panel are described in the algorithm.

Dexamethasone should be administered once daily either orally or intravenously for every day of moderately or highly emetogenic chemotherapy and for 2-3 days after chemotherapy for regimens that are likely to cause significant delayed emesis. However, dexamethasone should not be added when the chemotherapy regimen already includes a corticosteroid.

A 5-HT<sub>3</sub> receptor antagonist should be administered each day before the first dose of moderately or highly-emetogenic chemotherapy. Intravenous palonosetron may be used before the start of a 3-day chemotherapy regimen instead of multiple daily doses of oral or intravenous 5-HT<sub>3</sub> receptor antagonists.<sup>127, 128</sup> Repeat dosing of palonosetron 0.25 mg IV is likely to be safe, based upon the dose ranging phase II trial where up to 30 times the FDA-approved dose (90 mcg/kg) was administered and the 3 phase III trials that evaluated palonosetron 0.75 mg as a single fixed dose.<sup>50, 54, 129, 130</sup> Compared to the approved dose of palonosetron of 0.25 mg, these higher doses were not associated with significantly different grades or durations of adverse events. Of note, patients receiving highly emetogenic multi-day cisplatin-based chemotherapy for testicular cancer received multiple-day dosing of palonosetron and dexamethasone, which prevented

nausea and emesis.<sup>131</sup> In terms of efficacy, need for repeat dosing with palonosetron, either daily or less frequently, in the setting of multi-day chemotherapy is not yet known.

Aprepitant may be used for multi-day chemotherapy regimens likely to be highly emetogenic and associated with significant risk for delayed nausea and emesis. As per the labeled indication, aprepitant should be administered 125 mg orally 1 hour prior to chemotherapy on day 1, along with a 5-HT<sub>3</sub> receptor antagonist and dexamethasone. Aprepitant 80 mg should be administered daily on days 2 and 3 after the start of chemotherapy along with dexamethasone.<sup>75</sup> Repeated dosing of aprepitant over multiple cycles is tolerated.<sup>75</sup> Based on phase II data, aprepitant 80 mg may be safely administered on days 4 and 5 after chemotherapy.<sup>76</sup> It is not yet known if dosing aprepitant after day 3 improves control of nausea or emesis in this clinical setting. Note that fosaprepitant dimeglumine (115 mg) may be substituted for aprepitant (125 mg) on day 1 only.

Discussion  
update in  
progress

## References

- Laszlo J. Emesis as limiting toxicity in cancer chemotherapy. In: Laszlo J, ed. *Antiemetics and Cancer Chemotherapy*. Baltimore, Maryland: Williams & Wilkins; 1983:1-5.
- Ingle RJ, Burish TG, Wallston KA. Conditionability of cancer chemotherapy patients. *Oncol Nurs Forum* 1984;11:97-102. Available at: <http://www.ncbi.nlm.nih.gov/pubmed/6566342>.
- Mitchell EP. Gastrointestinal toxicity of chemotherapeutic agents. *Semin Oncol* 1992;19:566-579. Available at: <http://www.ncbi.nlm.nih.gov/pubmed/1411654>.
- Richardson JL, Marks G, Levine A. The influence of symptoms of disease and side effects of treatment on compliance with cancer therapy. *J Clin Oncol* 1988;6:1746-1752. Available at: <http://www.ncbi.nlm.nih.gov/pubmed/3183704>.
- Herrstedt J. Antiemetics: an update and the MASCC guidelines applied in clinical practice. *Nat Clin Pract Oncol* 2008;5:32-43. Available at: <http://www.ncbi.nlm.nih.gov/pubmed/18097455>.
- Hesketh PJ, Grunberg SM, Herrstedt J, et al. Combined data from two phase III trials of the NK1 antagonist aprepitant plus a 5HT<sub>3</sub> antagonist and a corticosteroid for prevention of chemotherapy-induced nausea and vomiting: effect of gender on treatment response. *Support Care Cancer* 2006;14:354-360. Available at: <http://www.ncbi.nlm.nih.gov/pubmed/16450086>.
- Morran C, Smith DC, Anderson DA, McArdle CS. Incidence of nausea and vomiting with cytotoxic chemotherapy: a prospective randomised trial of antiemetics. *Br Med J* 1979;1:1323-1324. Available at: <http://www.ncbi.nlm.nih.gov/pubmed/445053>.
- Jenks K. Importance of nausea. *Cancer Nurs* 1994;17:488-493. Available at: <http://www.ncbi.nlm.nih.gov/pubmed/7820827>.
- Nesse RM, Carli T, Curtis GC, Kleinman PD. Pretreatment nausea in cancer chemotherapy: a conditioned response? *Psychosom Med* 1980;42:33-36. Available at: <http://www.ncbi.nlm.nih.gov/pubmed/6893082>.
- Wilcox PM, Fetting JH, Nettesheim KM, Abeloff MD. Anticipatory vomiting in women receiving cyclophosphamide, methotrexate, and 5-FU (CMF) adjuvant chemotherapy for breast carcinoma. *Cancer Treat Rep* 1982;66:1601-1604. Available at: <http://www.ncbi.nlm.nih.gov/pubmed/7049385>.
- Carey MP, Burish TG. Anxiety as a predictor of behavioral therapy outcome for cancer chemotherapy patients. *J Consult Clin Psychol* 1985;53:860-865. Available at: <http://www.ncbi.nlm.nih.gov/pubmed/4086686>.
- Morrow GR, Lindke J, Black PM. Predicting development of anticipatory nausea in cancer patients: prospective examination of eight clinical characteristics. *J Pain Symptom Manage* 1991;6:215-223. Available at: <http://www.ncbi.nlm.nih.gov/pubmed/2030296>.
- Hickok JT, Roscoe JA, Morrow GR, et al. 5-Hydroxytryptamine-receptor antagonists versus prochlorperazine for control of delayed nausea caused by doxorubicin: a URCC CCOP randomised controlled trial. *Lancet Oncol* 2005;6:765-772. Available at: <http://www.ncbi.nlm.nih.gov/pubmed/16198982>.
- Craig JB, Powell BL. The management of nausea and vomiting in clinical oncology. *Am J Med Sci* 1987;293:34-44. Available at: <http://www.ncbi.nlm.nih.gov/pubmed/3544842>.
- Borison HL, Wang SC. Physiology and pharmacology of vomiting. *Pharmacol Rev* 1953;5:193-230. Available at: <http://www.ncbi.nlm.nih.gov/pubmed/13064033>.
- Seigel LJ, Longo DL. The control of chemotherapy-induced emesis. *Ann Intern Med* 1981;95:352-359. Available at: <http://www.ncbi.nlm.nih.gov/pubmed/7023313>.

17. Dodds LJ. The control of cancer chemotherapy-induced nausea and vomiting. *J Clin Hosp Pharm* 1985;10:143-166. Available at: <http://www.ncbi.nlm.nih.gov/pubmed/2862166>.
18. Kris MG, Gralla RJ, Clark RA, et al. Incidence, course, and severity of delayed nausea and vomiting following the administration of high-dose cisplatin. *J Clin Oncol* 1985;3:1379-1384. Available at: <http://www.ncbi.nlm.nih.gov/pubmed/4045527>.
19. Roila F, Boschetti E, Tonato M, et al. Predictive factors of delayed emesis in cisplatin-treated patients and antiemetic activity and tolerability of metoclopramide or dexamethasone. A randomized single-blind study. *Am J Clin Oncol* 1991;14:238-242. Available at: <http://www.ncbi.nlm.nih.gov/pubmed/2031511>.
20. Moher D, Arthur AZ, Pater JL. Anticipatory nausea and/or vomiting. *Cancer Treat Rev* 1984;11:257-264. Available at: <http://www.ncbi.nlm.nih.gov/pubmed/6151870>.
21. Jacobsen PB, Redd WH. The development and management of chemotherapy-related anticipatory nausea and vomiting. *Cancer Invest* 1988;6:329-336. Available at: <http://www.ncbi.nlm.nih.gov/pubmed/3048577>.
22. Morrow GR. Clinical characteristics associated with the development of anticipatory nausea and vomiting in cancer patients undergoing chemotherapy treatment. *J Clin Oncol* 1984;2:1170-1176. Available at: <http://www.ncbi.nlm.nih.gov/pubmed/6491699>.
23. Harding R, Young R, Anno G. Radiotherapy-induced emesis. In: Andrews P, Sanger G, eds. *Emesis in Anti-Cancer Therapy*. London: Chapman & Hall Medical; 1993:163-178.
24. Roila F, Hesketh PJ, Herrstedt J. Prevention of chemotherapy- and radiotherapy-induced emesis: results of the 2004 Perugia International Antiemetic Consensus Conference. *Ann Oncol* 2006;17:20-28. Available at: <http://www.ncbi.nlm.nih.gov/pubmed/16314401>.
25. Kris MG, Hesketh PJ, Somerfield MR, et al. American Society of Clinical Oncology guideline for antiemetics in oncology: update 2006. *J Clin Oncol* 2006;24:2932-2947. Available at: <http://www.ncbi.nlm.nih.gov/pubmed/16717289>.
26. Laszlo J. Treatment of nausea and vomiting caused by cancer chemotherapy. *Cancer Treat Rev* 1982;9 Suppl B:3-9. Available at: <http://www.ncbi.nlm.nih.gov/pubmed/6299552>.
27. Strum SB, McDermed JE, Pileggi J, et al. Intravenous metoclopramide: prevention of chemotherapy-induced nausea and vomiting. A preliminary evaluation. *Cancer* 1984;53:1432-1439. Available at: <http://www.ncbi.nlm.nih.gov/pubmed/6692333>.
28. Lindley CM, Bernard S, Fields SM. Incidence and duration of chemotherapy-induced nausea and vomiting in the outpatient oncology population. *J Clin Oncol* 1989;7:1142-1149. Available at: <http://www.ncbi.nlm.nih.gov/pubmed/2787840>.
29. Aapro M. Methodological issues in antiemetic studies. *Invest New Drugs* 1993;11:243-253. Available at: <http://www.ncbi.nlm.nih.gov/pubmed/8157467>.
30. Hesketh PJ, Kris MG, Grunberg SM, et al. Proposal for classifying the acute emetogenicity of cancer chemotherapy. *J Clin Oncol* 1997;15:103-109. Available at: <http://www.ncbi.nlm.nih.gov/pubmed/8996130>.
31. Grunberg SM, Osoba D, Hesketh PJ, et al. Evaluation of new antiemetic agents and definition of antineoplastic agent emetogenicity--an update. *Support Care Cancer* 2005;13:80-84. Available at: <http://www.ncbi.nlm.nih.gov/pubmed/15599601>.
32. Koeller JM, Aapro MS, Gralla RJ, et al. Antiemetic guidelines: creating a more practical treatment approach. *Support Care Cancer* 2002;10:519-522. Available at: <http://www.ncbi.nlm.nih.gov/pubmed/12324805>.

33. Hesketh PJ, Gandara DR. Serotonin antagonists: a new class of antiemetic agents. *J Natl Cancer Inst* 1991;83:613-620. Available at: <http://www.ncbi.nlm.nih.gov/pubmed/1850806>.
34. Andrews PL, Bhandari P, Davey PT, et al. Are all 5-HT<sub>3</sub> receptor antagonists the same? *Eur J Cancer* 1992;28A Suppl 1:2-6. Available at: <http://www.ncbi.nlm.nih.gov/pubmed/1320915>.
35. Grunberg SM, Koeller JM. Palonosetron: a unique 5-HT<sub>3</sub>-receptor antagonist for the prevention of chemotherapy-induced emesis. *Expert Opin Pharmacother* 2003;4:2297-2303. Available at: <http://www.ncbi.nlm.nih.gov/pubmed/14640928>.
36. Grunberg SM, Stevenson LL, Russell CA, McDermed JE. Dose ranging phase I study of the serotonin antagonist GR38032F for prevention of cisplatin-induced nausea and vomiting. *J Clin Oncol* 1989;7:1137-1141. Available at: <http://www.ncbi.nlm.nih.gov/pubmed/2526864>.
37. Chevallier B. Efficacy and safety of granisetron compared with high-dose metoclopramide plus dexamethasone in patients receiving high-dose cisplatin in a single-blind study. The Granisetron Study Group. *Eur J Cancer* 1990;26 Suppl 1:S33-36. Available at: <http://www.ncbi.nlm.nih.gov/pubmed/2169784>.
38. Cupissol DR, Serrou B, Caubel M. The efficacy of granisetron as a prophylactic anti-emetic and intervention agent in high-dose cisplatin-induced emesis. *Eur J Cancer* 1990;26 Suppl 1:23-27. Available at: <http://www.ncbi.nlm.nih.gov/pubmed/2169782>.
39. De Mulder PH, Seynaeve C, Vermorken JB, et al. Ondansetron compared with high-dose metoclopramide in prophylaxis of acute and delayed cisplatin-induced nausea and vomiting. A multicenter, randomized, double-blind, crossover study. *Ann Intern Med* 1990;113:834-840. Available at: <http://www.ncbi.nlm.nih.gov/pubmed/2146911>.
40. Marty M. A comparative study of the use of granisetron, a selective 5-HT<sub>3</sub> antagonist, versus a standard anti-emetic regimen of chlorpromazine plus dexamethasone in the treatment of cytostatic-induced emesis. The Granisetron Study Group. *Eur J Cancer* 1990;26 Suppl 1:S28-32. Available at: <http://www.ncbi.nlm.nih.gov/pubmed/2169783>.
41. Marty M, Pouillart P, Scholl S, et al. Comparison of the 5-hydroxytryptamine<sub>3</sub> (serotonin) antagonist ondansetron (GR 38032F) with high-dose metoclopramide in the control of cisplatin-induced emesis. *N Engl J Med* 1990;322:816-821. Available at: <http://www.ncbi.nlm.nih.gov/pubmed/2137902>.
42. Soukop M. A comparison of two dose levels of granisetron in patients receiving high-dose cisplatin. The Granisetron Study Group. *Eur J Cancer* 1990;26 Suppl 1:S15-19. Available at: <http://www.ncbi.nlm.nih.gov/pubmed/2169779>.
43. Roila F, Tonato M, Cognetti F, et al. Prevention of cisplatin-induced emesis: a double-blind multicenter randomized crossover study comparing ondansetron and ondansetron plus dexamethasone. *J Clin Oncol* 1991;9:675-678. Available at: <http://www.ncbi.nlm.nih.gov/pubmed/1829757>.
44. Frascini G. Antiemetic activity of ondansetron in cancer patients receiving non-cisplatin chemotherapy. *Semin Oncol* 1992;19:41-47. Available at: <http://www.ncbi.nlm.nih.gov/pubmed/1387249>.
45. Kamanabrou D. Intravenous granisetron--establishing the optimal dose. The Granisetron Study Group. *Eur J Cancer* 1992;28A Suppl 1:6-11. Available at: <http://www.ncbi.nlm.nih.gov/pubmed/1320919>.
46. Sledge GW, Einhorn L, Nagy C, House K. Phase III double-blind comparison of intravenous ondansetron and metoclopramide as antiemetic therapy for patients receiving multiple-day cisplatin-based chemotherapy. *Cancer* 1992;70:2524-2528. Available at: <http://www.ncbi.nlm.nih.gov/pubmed/1423181>.

47. Chevallier B. The control of acute cisplatin-induced emesis--a comparative study of granisetron and a combination regimen of high-dose metoclopramide and dexamethasone. Granisetron Study Group. Br J Cancer 1993;68:176-180. Available at: <http://www.ncbi.nlm.nih.gov/pubmed/8391304>.

48. Navari RM, Kaplan HG, Gralla RJ, et al. Efficacy and safety of granisetron, a selective 5-hydroxytryptamine-3 receptor antagonist, in the prevention of nausea and vomiting induced by high-dose cisplatin. J Clin Oncol 1994;12:2204-2210. Available at: <http://www.ncbi.nlm.nih.gov/pubmed/7931490>.

49. Riviere A. Dose finding study of granisetron in patients receiving high-dose cisplatin chemotherapy. The Granisetron Study Group. Br J Cancer 1994;69:967-971. Available at: <http://www.ncbi.nlm.nih.gov/pubmed/8180032>.

50. Eisenberg P, Figueroa-Vadillo J, Zamora R, et al. Improved prevention of moderately emetogenic chemotherapy-induced nausea and vomiting with palonosetron, a pharmacologically novel 5-HT<sub>3</sub> receptor antagonist: results of a phase III, single-dose trial versus dolasetron. Cancer 2003;98:2473-2482. Available at: <http://www.ncbi.nlm.nih.gov/pubmed/14635083>.

51. Apro MS. Palonosetron as an anti-emetic and anti-nausea agent in oncology. Ther Clin Risk Manag 2007;3:1009-1020. Available at: <http://www.ncbi.nlm.nih.gov/pubmed/18516316>.

52. Grunberg S, Gabriel N, Clark G. Phase III trial of transdermal granisetron patch (Sancuso) compared to oral granisetron (OG) for chemotherapy-induced nausea and vomiting (CINV) after multi-day moderately emetogenic (MEC) or highly emetogenic (HEC) chemotherapy [abstract P-18] [abstract]. Presented at the MASCC/ISOO 20th Anniversary International Symposium Supportive Care in Cancer; St. Gallen, Switzerland. 687.

53. Howell J, Smeets J, Drenth HJ, Gill D. Pharmacokinetics of a granisetron transdermal system for the treatment of chemotherapy-

induced nausea and vomiting. J Oncol Pharm Pract 2009;15:223-231. Available at: <http://www.ncbi.nlm.nih.gov/pubmed/19304880>.

54. Gralla R, Lichinitser M, Van Der Vegt S, et al. Palonosetron improves prevention of chemotherapy-induced nausea and vomiting following moderately emetogenic chemotherapy: results of a double-blind randomized phase III trial comparing single doses of palonosetron with ondansetron. Ann Oncol 2003;14:1570-1577. Available at: <http://www.ncbi.nlm.nih.gov/pubmed/14504060>.

55. Bonnetterre J, Hecquet B. Granisetron (IV) compared with ondansetron (IV plus oral) in the prevention of nausea and vomiting induced by moderately-emetogenic chemotherapy. A cross-over study. Bull Cancer 1995;82:1038-1043. Available at: <http://www.ncbi.nlm.nih.gov/pubmed/8745670>.

56. Jantunen IT, Kataja VV, Johansson RT. Ondansetron and tropisetron with dexamethasone in the prophylaxis of acute vomiting induced by non-cisplatin-containing chemotherapy. Acta Oncol 1992;31:573-575. Available at: <http://www.ncbi.nlm.nih.gov/pubmed/1419105>.

57. Jantunen IT, Muhonen TT, Kataja VV, et al. 5-HT<sub>3</sub> receptor antagonists in the prophylaxis of acute vomiting induced by moderately emetogenic chemotherapy--a randomised study. Eur J Cancer 1993;29A:1669-1672. Available at: <http://www.ncbi.nlm.nih.gov/pubmed/8398291>.

58. Martoni A, Angelelli B, Guaraldi M, et al. An open randomised cross-over study on granisetron versus ondansetron in the prevention of acute emesis induced by moderate dose cisplatin-containing regimens. Eur J Cancer 1996;32A:82-85. Available at: <http://www.ncbi.nlm.nih.gov/pubmed/8695248>.

59. Campora E, Simoni C, Rosso R. [Tropisetron versus ondansetron in the prevention and control of emesis in patients undergoing chemotherapy with FAC/FEC for metastatic or surgically treated breast

carcinoma]. *Minerva Med* 1994;85:25-31. Available at: <http://www.ncbi.nlm.nih.gov/pubmed/8152575>.

60. Gebbia V, Cannata G, Testa A, et al. Ondansetron versus granisetron in the prevention of chemotherapy-induced nausea and vomiting. Results of a prospective randomized trial. *Cancer* 1994;74:1945-1952. Available at: <http://www.ncbi.nlm.nih.gov/pubmed/8082100>.

61. Mantovani G, Maccio A, Bianchi A, et al. Comparison of granisetron, ondansetron, and tropisetron in the prophylaxis of acute nausea and vomiting induced by cisplatin for the treatment of head and neck cancer: a randomized controlled trial. *Cancer* 1996;77:941-948. Available at: <http://www.ncbi.nlm.nih.gov/pubmed/8608488>.

62. Noble A, Bremer K, Goedhals L, et al. A double-blind, randomised, crossover comparison of granisetron and ondansetron in 5-day fractionated chemotherapy: assessment of efficacy, safety and patient preference. The Granisetron Study Group. *Eur J Cancer* 1994;30A:1083-1088. Available at: <http://www.ncbi.nlm.nih.gov/pubmed/7654434>.

63. Ruff P, Paska W, Goedhals L, et al. Ondansetron compared with granisetron in the prophylaxis of cisplatin-induced acute emesis: a multicentre double-blind, randomised, parallel-group study. The Ondansetron and Granisetron Emesis Study Group. *Oncology* 1994;51:113-118. Available at: <http://www.ncbi.nlm.nih.gov/pubmed/8265095>.

64. Ondansetron versus granisetron, both combined with dexamethasone, in the prevention of cisplatin-induced emesis. Italian Group of Antiemetic Research. *Ann Oncol* 1995;6:805-810. Available at: <http://www.ncbi.nlm.nih.gov/pubmed/8589019>.

65. Marty M, Kleisbauer JP, Fournel P, et al. Is Navoban (tropisetron) as effective as Zofran (ondansetron) in cisplatin-induced emesis? The French Navoban Study Group. *Anticancer Drugs* 1995;6 Suppl 1:15-21. Available at: <http://www.ncbi.nlm.nih.gov/pubmed/7749165>.

66. Navari R, Gandara D, Hesketh P, et al. Comparative clinical trial of granisetron and ondansetron in the prophylaxis of cisplatin-induced emesis. The Granisetron Study Group. *J Clin Oncol* 1995;13:1242-1248. Available at: <http://www.ncbi.nlm.nih.gov/pubmed/7738628>.

67. Stewart A, McQuade B, Cronje JD, et al. Ondansetron compared with granisetron in the prophylaxis of cyclophosphamide-induced emesis in out-patients: a multicentre, double-blind, double-dummy, randomised, parallel-group study. Emesis Study Group for Ondansetron and Granisetron in Breast Cancer Patients. *Oncology* 1995;52:202-210. Available at: <http://www.ncbi.nlm.nih.gov/pubmed/7715904>.

68. Audhuy B, Cappelaere P, Martin M, et al. A double-blind, randomised comparison of the anti-emetic efficacy of two intravenous doses of dolasetron mesilate and granisetron in patients receiving high dose cisplatin chemotherapy. *Eur J Cancer* 1996;32A:807-813. Available at: <http://www.ncbi.nlm.nih.gov/pubmed/9081358>.

69. Fauser AA, Duclos B, Chemaissani A, et al. Therapeutic equivalence of single oral doses of dolasetron mesilate and multiple doses of ondansetron for the prevention of emesis after moderately emetogenic chemotherapy. European Dolasetron Comparative Study Group. *Eur J Cancer* 1996;32A:1523-1529. Available at: <http://www.ncbi.nlm.nih.gov/pubmed/8911112>.

70. Hesketh P, Navari R, Grote T, et al. Double-blind, randomized comparison of the antiemetic efficacy of intravenous dolasetron mesylate and intravenous ondansetron in the prevention of acute cisplatin-induced emesis in patients with cancer. Dolasetron Comparative Chemotherapy-induced Emesis Prevention Group. *J Clin Oncol* 1996;14:2242-2249. Available at: <http://www.ncbi.nlm.nih.gov/pubmed/8708713>.

71. Lofters WS, Pater JL, Zee B, et al. Phase III double-blind comparison of dolasetron mesylate and ondansetron and an evaluation of the additive role of dexamethasone in the prevention of acute and delayed nausea and vomiting due to moderately emetogenic

chemotherapy. *J Clin Oncol* 1997;15:2966-2973. Available at: <http://www.ncbi.nlm.nih.gov/pubmed/9256141>.

72. Jordan K, Hinke A, Grothey A, et al. A meta-analysis comparing the efficacy of four 5-HT<sub>3</sub>-receptor antagonists for acute chemotherapy-induced emesis. *Support Care Cancer* 2007;15:1023-1033. Available at: <http://www.ncbi.nlm.nih.gov/pubmed/17205281>.

73. Huang JQ, Zheng GF, Deuson R, et al. Do 5-hydroxytryptamine<sub>3</sub> receptor antagonists (5-HT<sub>3</sub>) improve the antiemetic effect of dexamethasone for preventing delayed chemotherapy-induced nausea and vomiting (CINV)? A meta-analysis of randomized controlled trials [abstract]. *J Clin Oncol* 2004;22 (Suppl 14): Abstract 6037. Available at: [http://meeting.ascopubs.org/cgi/content/abstract/22/14\\_suppl/6037](http://meeting.ascopubs.org/cgi/content/abstract/22/14_suppl/6037).

74. Hesketh PJ, Grunberg SM, Gralla RJ, et al. The oral neurokinin-1 antagonist aprepitant for the prevention of chemotherapy-induced nausea and vomiting: a multinational, randomized, double-blind, placebo-controlled trial in patients receiving high-dose cisplatin--the Aprepitant Protocol 052 Study Group. *J Clin Oncol* 2003;21:4112-4119. Available at: <http://www.ncbi.nlm.nih.gov/pubmed/14559886>.

75. de Wit R, Herrstedt J, Rapoport B, et al. The oral NK(1) antagonist, aprepitant, given with standard antiemetics provides protection against nausea and vomiting over multiple cycles of cisplatin-based chemotherapy: a combined analysis of two randomised, placebo-controlled phase III clinical trials. *Eur J Cancer* 2004;40:403-410. Available at: <http://www.ncbi.nlm.nih.gov/pubmed/14746859>.

76. Chawla SP, Grunberg SM, Gralla RJ, et al. Establishing the dose of the oral NK1 antagonist aprepitant for the prevention of chemotherapy-induced nausea and vomiting. *Cancer* 2003;97:2290-2300. Available at: <http://www.ncbi.nlm.nih.gov/pubmed/12712486>.

77. Warr DG, Eisenberg P, Hesketh PJ, et al. Effect of aprepitant for the prevention of nausea and vomiting after one cycle of moderately emetogenic chemotherapy: A randomized double-blind trial in 866 patients [abstract]. *J Clin Oncol* 2004;22 (Suppl 14):Abstract 8007.

Available at: [http://meeting.ascopubs.org/cgi/content/abstract/22/14\\_suppl/8007](http://meeting.ascopubs.org/cgi/content/abstract/22/14_suppl/8007).

78. Warr DG, Hesketh PJ, Gralla RJ, et al. Efficacy and tolerability of aprepitant for the prevention of chemotherapy-induced nausea and vomiting in patients with breast cancer after moderately emetogenic chemotherapy. *J Clin Oncol* 2005;23:2822-2830. Available at: <http://www.ncbi.nlm.nih.gov/pubmed/15837996>.

79. Gralla RJ, Warr DG, Carides AD, et al. Effect of aprepitant on antiemetic protection in patients receiving moderately emetogenic chemotherapy plus high-dose cisplatin: Analysis of combined data from 2 phase III randomized clinical trials [abstract]. *J Clin Oncol* 2004;22 (Suppl 14):Abstract 8137. Available at: [http://meeting.ascopubs.org/cgi/content/abstract/22/14\\_suppl/8137](http://meeting.ascopubs.org/cgi/content/abstract/22/14_suppl/8137).

80. Tremont-Lukats IW, Gonzalez-Barboteo J, Bruera E, Brescia FJ. Meta-analysis of neurokinin-1 receptor antagonists (NK-1 RA) for chemotherapy-induced nausea and vomiting (CINV) [abstract]. *J Clin Oncol* 2004;22 (Suppl 14):Abstract 8047. Available at: [http://meeting.ascopubs.org/cgi/content/abstract/22/14\\_suppl/8047](http://meeting.ascopubs.org/cgi/content/abstract/22/14_suppl/8047).

81. Grote T, Hajdenberg J, Cartmell A, et al. Combination therapy for chemotherapy-induced nausea and vomiting in patients receiving moderately emetogenic chemotherapy: palonosetron, dexamethasone, and aprepitant. *J Support Oncol* 2006;4:403-408. Available at: <http://www.ncbi.nlm.nih.gov/pubmed/17004515>.

82. Grunberg SM, Dugan M, Muss H, et al. Effectiveness of a single-day three-drug regimen of dexamethasone, palonosetron, and aprepitant for the prevention of acute and delayed nausea and vomiting caused by moderately emetogenic chemotherapy. *Support Care Cancer* 2009;17:589-594. Available at: <http://www.ncbi.nlm.nih.gov/pubmed/19037667>.

83. Shadle CR, Lee Y, Majumdar AK, et al. Evaluation of potential inductive effects of aprepitant on cytochrome P450 3A4 and 2C9

activity. *J Clin Pharmacol* 2004;44:215-223. Available at: <http://www.ncbi.nlm.nih.gov/pubmed/14973304>.

84. Wampler G. The pharmacology and clinical effectiveness of phenothiazines and related drugs for managing chemotherapy-induced emesis. *Drugs* 1983;25 Suppl 1:35-51. Available at: <http://www.ncbi.nlm.nih.gov/pubmed/6840019>.

85. Gralla RJ, Itri LM, Pisko SE, et al. Antiemetic efficacy of high-dose metoclopramide: randomized trials with placebo and prochlorperazine in patients with chemotherapy-induced nausea and vomiting. *N Engl J Med* 1981;305:905-909. Available at: <http://www.ncbi.nlm.nih.gov/pubmed/7024807>.

86. Gralla RJ, Tyson LB, Bordin LA, et al. Antiemetic therapy: a review of recent studies and a report of a random assignment trial comparing metoclopramide with delta-9-tetrahydrocannabinol. *Cancer Treat Rep* 1984;68:163-172. Available at: <http://www.ncbi.nlm.nih.gov/pubmed/6318993>.

87. Bakowski MT. Advances in anti-emetic therapy. *Cancer Treat Rev* 1984;11:237-256. Available at: <http://www.ncbi.nlm.nih.gov/pubmed/6098368>.

88. Grossman B, Lessin LS, Cohen P. Droperidol prevents nausea and vomiting from cis-platinum. *N Engl J Med* 1979;301:47. Available at: <http://www.ncbi.nlm.nih.gov/pubmed/449910>.

89. Apro MS, Alberts DS. High-dose dexamethasone for prevention of cis-platin-induced vomiting. *Cancer Chemother Pharmacol* 1981;7:11-14. Available at: <http://www.ncbi.nlm.nih.gov/pubmed/6122510>.

90. Apro MS, Plezia PM, Alberts DS, et al. Double-blind crossover study of the antiemetic efficacy of high-dose dexamethasone versus high-dose metoclopramide. *J Clin Oncol* 1984;2:466-471. Available at: <http://www.ncbi.nlm.nih.gov/pubmed/6539363>.

91. Cassileth PA, Lusk EJ, Torri S, et al. Antiemetic efficacy of dexamethasone therapy in patients receiving cancer chemotherapy. *Arch Intern Med* 1983;143:1347-1349. Available at: <http://www.ncbi.nlm.nih.gov/pubmed/6347109>.

92. Kris MG, Gralla RJ, Clark RA, et al. Consecutive dose-finding trials adding lorazepam to the combination of metoclopramide plus dexamethasone: improved subjective effectiveness over the combination of diphenhydramine plus metoclopramide plus dexamethasone. *Cancer Treat Rep* 1985;69:1257-1262. Available at: <http://www.ncbi.nlm.nih.gov/pubmed/3912039>.

93. Kris MG, Gralla RJ, Clark RA, et al. Antiemetic control and prevention of side effects of anti-cancer therapy with lorazepam or diphenhydramine when used in combination with metoclopramide plus dexamethasone. A double-blind, randomized trial. *Cancer* 1987;60:2816-2822. Available at: <http://www.ncbi.nlm.nih.gov/pubmed/3315176>.

94. Herman TS, Einhorn LH, Jones SE, et al. Superiority of nabilone over prochlorperazine as an antiemetic in patients receiving cancer chemotherapy. *N Engl J Med* 1979;300:1295-1297. Available at: <http://www.ncbi.nlm.nih.gov/pubmed/375088>.

95. Steele N, Gralla RJ, Braun DW, Young CW. Double-blind comparison of the antiemetic effects of nabilone and prochlorperazine on chemotherapy-induced emesis. *Cancer Treat Rep* 1980;64:219-224. Available at: <http://www.ncbi.nlm.nih.gov/pubmed/6250699>.

96. Navari RM, Einhorn LH, Loehrer PJ, et al. A phase II trial of olanzapine for the prevention of chemotherapy induced nausea and vomiting (CINV) [abstract]. *J Clin Oncol* 2004;22 (Suppl 14):Abstract 8046. Available at: [http://meeting.ascopubs.org/cgi/content/abstract/22/14\\_suppl/8046](http://meeting.ascopubs.org/cgi/content/abstract/22/14_suppl/8046).

97. Navari RM, Einhorn LH, Passik SD, et al. A phase II trial of olanzapine for the prevention of chemotherapy-induced nausea and vomiting: a Hoosier Oncology Group study. *Support Care Cancer*

2005;13:529-534. Available at:

<http://www.ncbi.nlm.nih.gov/pubmed/15700131>.

98. Srivastava M, Brito-Dellan N, Davis MP, et al. Olanzapine as an antiemetic in refractory nausea and vomiting in advanced cancer. *J Pain Symptom Manage* 2003;25:578-582. Available at:

<http://www.ncbi.nlm.nih.gov/pubmed/12782438>.

99. Passik SD, Navari RM, Jung S-H, et al. A phase I trial of olanzapine (Zyprexa) for the prevention of delayed emesis in cancer patients: a Hoosier Oncology Group study. *Cancer Invest* 2004;22:383-388.

Available at: <http://www.ncbi.nlm.nih.gov/pubmed/15493359>.

100. Passik SD, Kirsh KL, Theobald DE, et al. A retrospective chart review of the use of olanzapine for the prevention of delayed emesis in cancer patients. *J Pain Symptom Manage* 2003;25:485-488. Available at:

<http://www.ncbi.nlm.nih.gov/pubmed/12727048>.

101. Passik SD, Lundberg J, Kirsh KL, et al. A pilot exploration of the antiemetic activity of olanzapine for the relief of nausea in patients with advanced cancer and pain. *J Pain Symptom Manage* 2002;23:526-532.

Available at: <http://www.ncbi.nlm.nih.gov/pubmed/12067777>.

102. Morita T, Tei Y, Shishido H, Inoue S. Olanzapine-induced delirium in a terminally ill cancer patient. *J Pain Symptom Manage* 2004;28:102-103.

Available at: <http://www.ncbi.nlm.nih.gov/pubmed/15276190>.

103. Saito M, Aogi K, Sekine I, et al. Palonosetron plus dexamethasone versus granisetron plus dexamethasone for prevention of nausea and vomiting during chemotherapy: a double-blind, double-dummy, randomised, comparative phase III trial. *Lancet Oncol* 2009;10:115-124.

Available at: <http://www.ncbi.nlm.nih.gov/pubmed/19135415>.

104. Geling O, Eichler H-G. Should 5-hydroxytryptamine-3 receptor antagonists be administered beyond 24 hours after chemotherapy to prevent delayed emesis? Systematic re-evaluation of clinical evidence and drug cost implications. *J Clin Oncol* 2005;23:1289-1294.

Available at: <http://www.ncbi.nlm.nih.gov/pubmed/15718327>.

105. Roila F, Warr D, Clark-Snow RA, et al. Delayed emesis: moderately emetogenic chemotherapy. *Support Care Cancer* 2005;13:104-108.

Available at:

<http://www.ncbi.nlm.nih.gov/pubmed/15549426>.

106. Massa E, Astara G, Madeddu C, et al. Palonosetron plus dexamethasone effectively prevents acute and delayed chemotherapy-induced nausea and vomiting following highly or moderately emetogenic chemotherapy in pre-treated patients who have failed to respond to a previous antiemetic treatment: comparison between elderly and non-elderly patient response. *Crit Rev Oncol Hematol* 2009;70:83-91.

Available at:

<http://www.ncbi.nlm.nih.gov/pubmed/18723369>.

107. Grunberg S, Clark-Snow RA, Koeller J. Chemotherapy-induced nausea and vomiting: contemporary approaches to optimal management : Proceedings from a symposium at the 2008 Multinational Association of Supportive Care in Cancer (MASCC) Annual Meeting. *Support Care Cancer* 2010.

Available at:

<http://www.ncbi.nlm.nih.gov/pubmed/20084406>.

108. Ormrod D, Goa KL. Intranasal metoclopramide. *Drugs* 1999;58:315-322; discussion 323-314.

Available at:

<http://www.ncbi.nlm.nih.gov/pubmed/10473023>.

109. Maranzano E, Feyer P, Molassiotis A, et al. Evidence-based recommendations for the use of antiemetics in radiotherapy. *Radiother Oncol* 2005;76:227-233.

Available at:

<http://www.ncbi.nlm.nih.gov/pubmed/16150504>.

110. Franzen L, Nyman J, Hagberg H, et al. A randomised placebo controlled study with ondansetron in patients undergoing fractionated radiotherapy. *Ann Oncol* 1996;7:587-592.

Available at:

<http://www.ncbi.nlm.nih.gov/pubmed/8879372>.

111. Wong RK, Paul N, Ding K, et al. 5-hydroxytryptamine-3 receptor antagonist with or without short-course dexamethasone in the prophylaxis of radiation induced emesis: a placebo-controlled

randomized trial of the National Cancer Institute of Canada Clinical Trials Group (SC19). *J Clin Oncol* 2006;24:3458-3464. Available at: <http://www.ncbi.nlm.nih.gov/pubmed/16849762>.

112. Belkacemi Y, Ozsahin M, Pene F, et al. Total body irradiation prior to bone marrow transplantation: efficacy and safety of granisetron in the prophylaxis and control of radiation-induced emesis. *Int J Radiat Oncol Biol Phys* 1996;36:77-82. Available at: <http://www.ncbi.nlm.nih.gov/pubmed/8823261>.

113. Okamoto S, Takahashi S, Tanosaki R, et al. Granisetron in the prevention of vomiting induced by conditioning for stem cell transplantation: a prospective randomized study. *Bone Marrow Transplant* 1996;17:679-683. Available at: <http://www.ncbi.nlm.nih.gov/pubmed/8733681>.

114. Aapro MS, Molassiotis A, Olver I. Anticipatory nausea and vomiting. *Support Care Cancer* 2005;13:117-121. Available at: <http://www.ncbi.nlm.nih.gov/pubmed/15599779>.

115. Ezzo J, Vickers A, Richardson MA, et al. Acupuncture-point stimulation for chemotherapy-induced nausea and vomiting. *J Clin Oncol* 2005;23:7188-7198. Available at: <http://www.ncbi.nlm.nih.gov/pubmed/16192603>.

116. Morrow GR, Morrell C. Behavioral treatment for the anticipatory nausea and vomiting induced by cancer chemotherapy. *N Engl J Med* 1982;307:1476-1480. Available at: <http://www.ncbi.nlm.nih.gov/pubmed/6128673>.

117. Redd WH, Andrykowski MA. Behavioral intervention in cancer treatment: controlling aversion reactions to chemotherapy. *J Consult Clin Psychol* 1982;50:1018-1029. Available at: <http://www.ncbi.nlm.nih.gov/pubmed/7174969>.

118. Ezzo J, Streitberger K, Schneider A. Cochrane systematic reviews examine P6 acupuncture-point stimulation for nausea and vomiting. *J*

*Altern Complement Med* 2006;12:489-495. Available at: <http://www.ncbi.nlm.nih.gov/pubmed/16813514>.

119. Figueroa-Moseley C, Jean-Pierre P, Roscoe JA, et al. Behavioral interventions in treating anticipatory nausea and vomiting. *J Natl Compr Canc Netw* 2007;5:44-50. Available at: <http://www.ncbi.nlm.nih.gov/pubmed/17239325>.

120. Molassiotis A, Yung HP, Yam BM, et al. The effectiveness of progressive muscle relaxation training in managing chemotherapy-induced nausea and vomiting in Chinese breast cancer patients: a randomised controlled trial. *Support Care Cancer* 2002;10:237-246. Available at: <http://www.ncbi.nlm.nih.gov/pubmed/11904789>.

121. Razavi D, Delvaux N, Farvacques C, et al. Prevention of adjustment disorders and anticipatory nausea secondary to adjuvant chemotherapy: a double-blind, placebo-controlled study assessing the usefulness of alprazolam. *J Clin Oncol* 1993;11:1384-1390. Available at: <http://www.ncbi.nlm.nih.gov/pubmed/8315437>.

122. Malik IA, Khan WA, Qazilbash M, et al. Clinical efficacy of lorazepam in prophylaxis of anticipatory, acute, and delayed nausea and vomiting induced by high doses of cisplatin. A prospective randomized trial. *Am J Clin Oncol* 1995;18:170-175. Available at: <http://www.ncbi.nlm.nih.gov/pubmed/7900711>.

123. Ellebaek E, Herrstedt J. Optimizing antiemetic therapy in multiple-day and multiple cycles of chemotherapy. *Curr Opin Support Palliat Care* 2008;2:28-34. Available at: <http://www.ncbi.nlm.nih.gov/pubmed/18685391>.

124. Einhorn LH, Rapoport B, Koeller J, et al. Antiemetic therapy for multiple-day chemotherapy and high-dose chemotherapy with stem cell transplant: review and consensus statement. *Support Care Cancer* 2005;13:112-116. Available at: <http://www.ncbi.nlm.nih.gov/pubmed/15480812>.

Discussion  
update in  
prog

125. Navari RM. Prevention of emesis from multiple-day and high-dose chemotherapy regimens. J Natl Compr Canc Netw 2007;5:51-59. Available at: <http://www.ncbi.nlm.nih.gov/pubmed/17239326>.

germ cell cancer. Support Care Cancer 2007;15:1293-1300. Available at: <http://www.ncbi.nlm.nih.gov/pubmed/17436025>.

126. Herrstedt J, Sigsgaard TC, Nielsen HA, et al. Randomized, double-blind trial comparing the antiemetic effect of tropisetron plus metopimazine with tropisetron plus placebo in patients receiving multiple cycles of multiple-day cisplatin-based chemotherapy. Support Care Cancer 2007;15:417-426. Available at: <http://www.ncbi.nlm.nih.gov/pubmed/17093916>.

127. Musso M, Scalone R, Bonanno V, et al. Palonosetron (Aloxi) and dexamethasone for the prevention of acute and delayed nausea and vomiting in patients receiving multiple-day chemotherapy. Support Care Cancer 2009;17:205-209. Available at: <http://www.ncbi.nlm.nih.gov/pubmed/18839220>.

128. Celio L, Denaro A, Canova S, et al. Clinical update on palonosetron in the management of chemotherapy-induced nausea and vomiting. Tumori 2008;94:447-452. Available at: <http://www.ncbi.nlm.nih.gov/pubmed/18822676>.

129. Apro MS, Grunberg SM, Manikhas GM, et al. A phase III, double-blind, randomized trial of palonosetron compared with ondansetron in preventing chemotherapy-induced nausea and vomiting following highly emetogenic chemotherapy. Ann Oncol 2006;17:1441-1449. Available at: <http://www.ncbi.nlm.nih.gov/pubmed/16766588>.

130. Eisenberg P, MacKintosh FR, Ritch P, et al. Efficacy, safety and pharmacokinetics of palonosetron in patients receiving highly emetogenic cisplatin-based chemotherapy: a dose-ranging clinical study. Ann Oncol 2004;15:330-337. Available at: <http://www.ncbi.nlm.nih.gov/pubmed/14760130>.

131. Einhorn LH, Brames MJ, Dreicer R, et al. Palonosetron plus dexamethasone for prevention of chemotherapy-induced nausea and vomiting in patients receiving multiple-day cisplatin chemotherapy for

Discussion  
update in  
progress